



<http://algs4.cs.princeton.edu>

4.1 UNDIRECTED GRAPHS

- ▶ *introduction*
- ▶ *graph API*
- ▶ *depth-first search*
- ▶ *breadth-first search*
- ▶ *connected components*
- ▶ *challenges*



<http://algs4.cs.princeton.edu>

4.1 UNDIRECTED GRAPHS

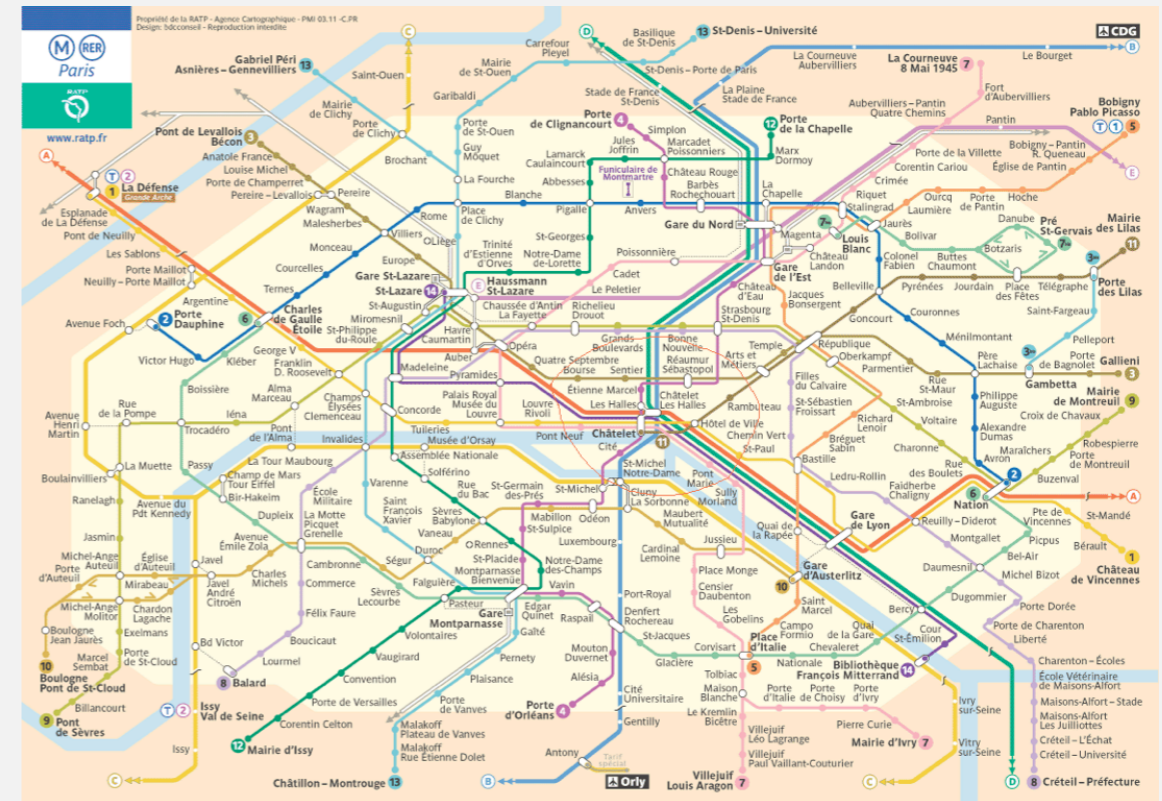
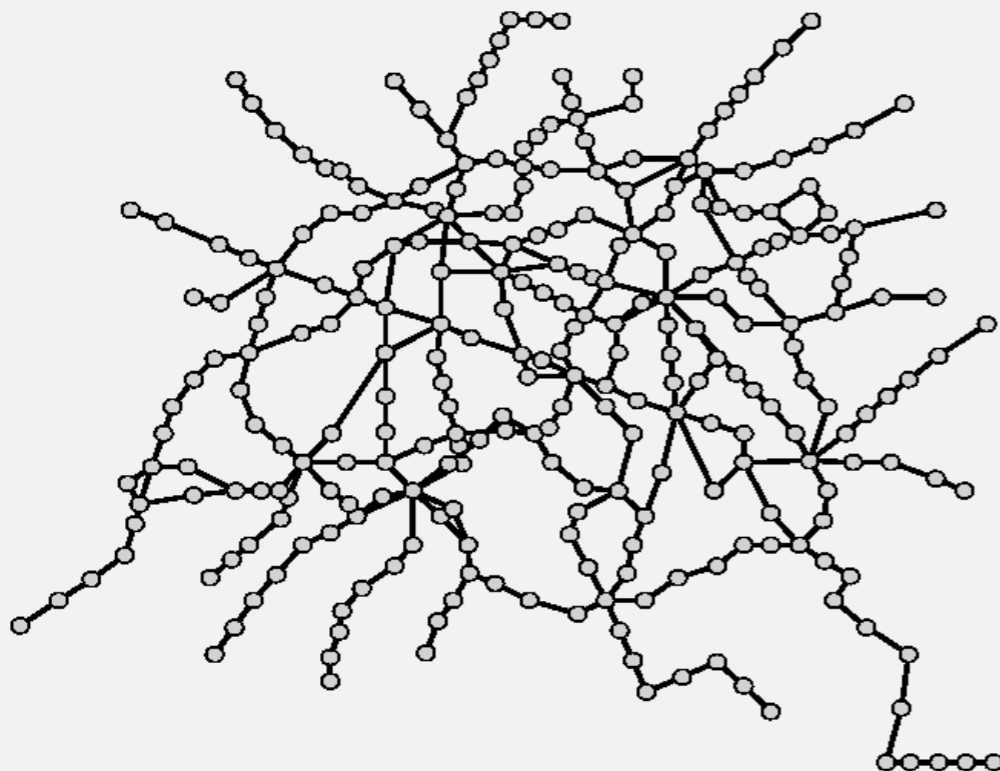
- ▶ *introduction*
- ▶ *graph API*
- ▶ *depth-first search*
- ▶ *breadth-first search*
- ▶ *connected components*
- ▶ *challenges*

Undirected graphs

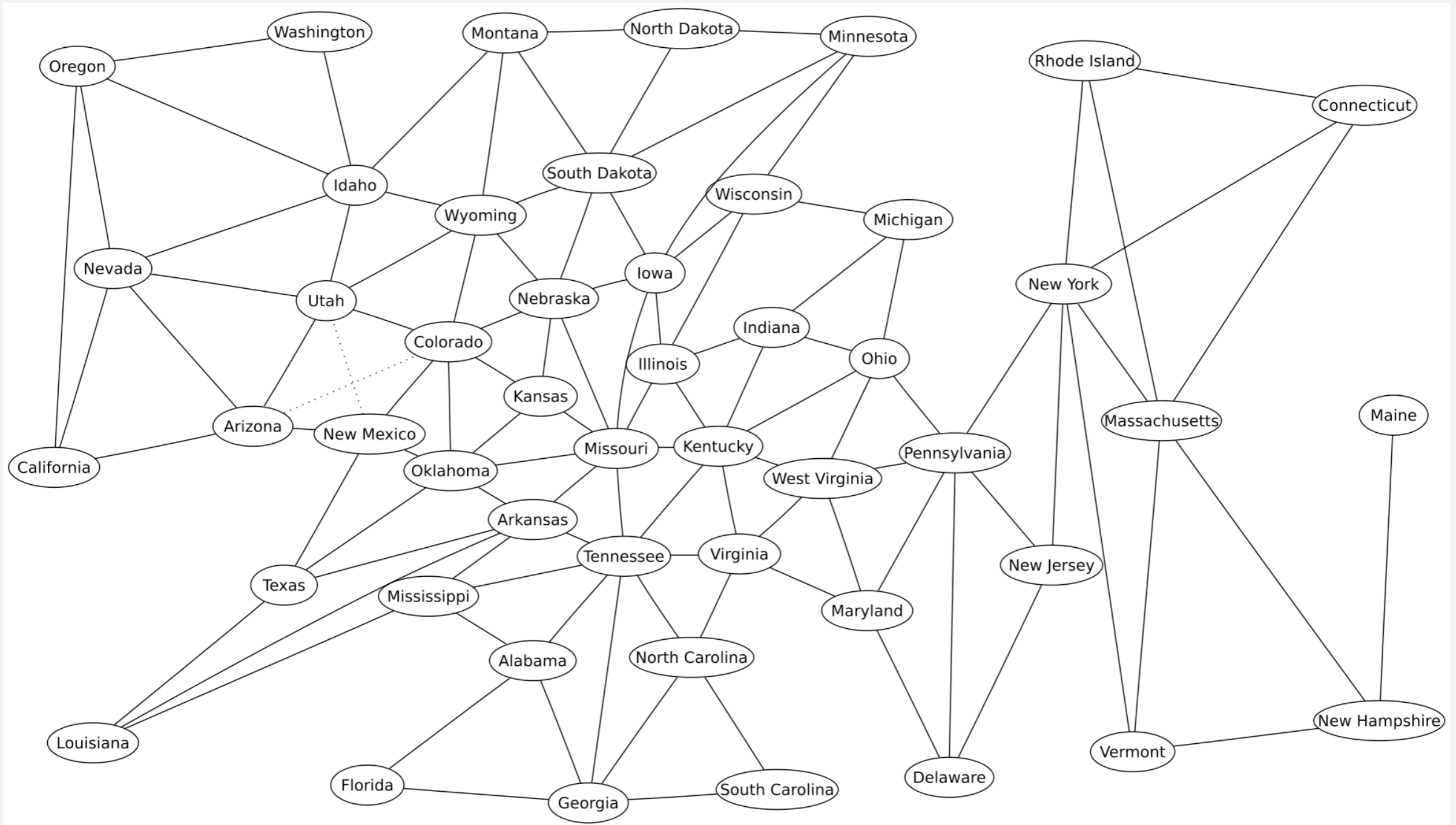
Graph. Set of **vertices** connected pairwise by **edges**.

Why study graph algorithms?

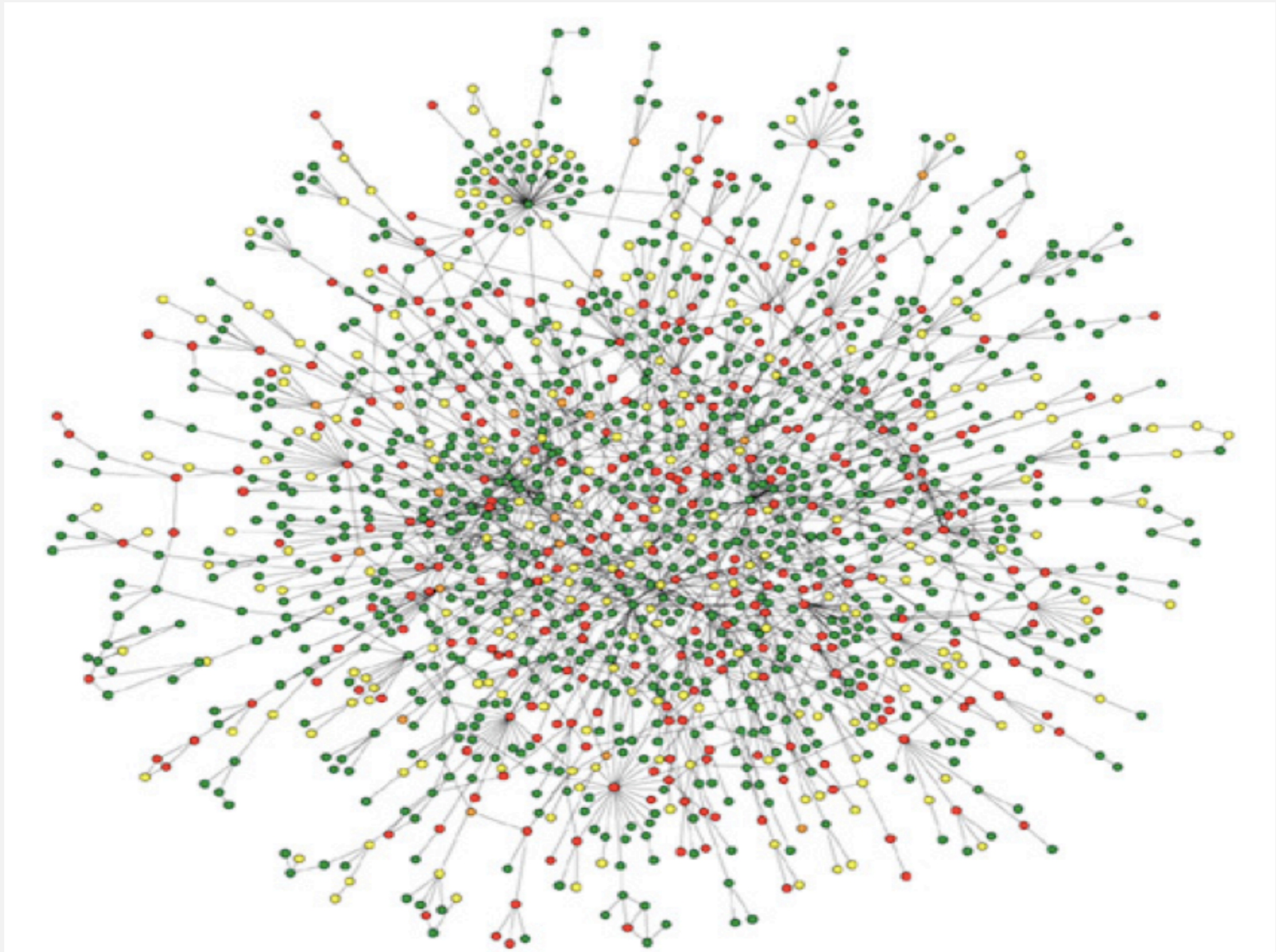
- Thousands of practical applications.
- Hundreds of graph algorithms known.
- Interesting and broadly useful abstraction.
- Challenging branch of computer science and discrete math.



Border graph of 48 contiguous United States

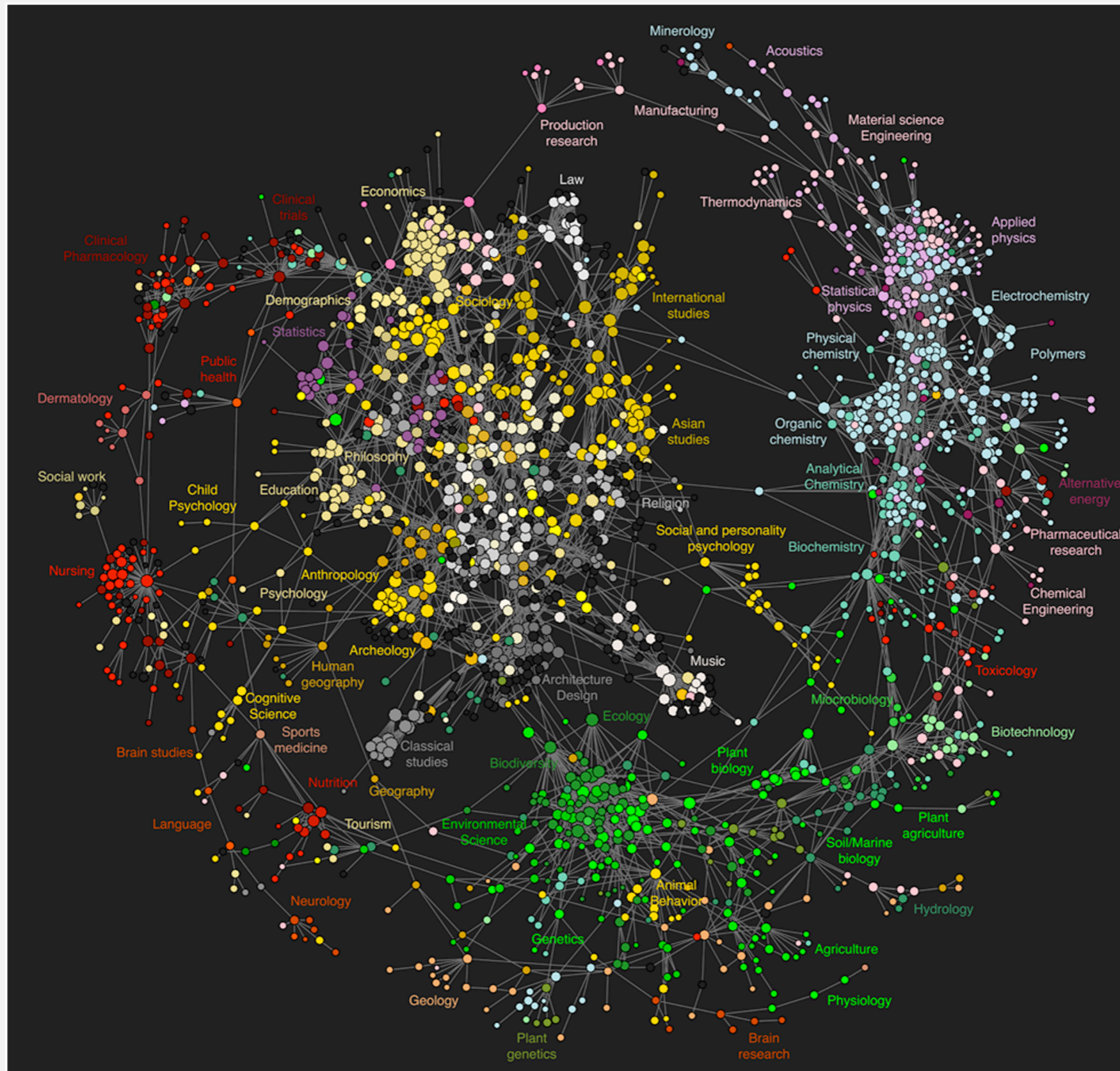


Protein-protein interaction network



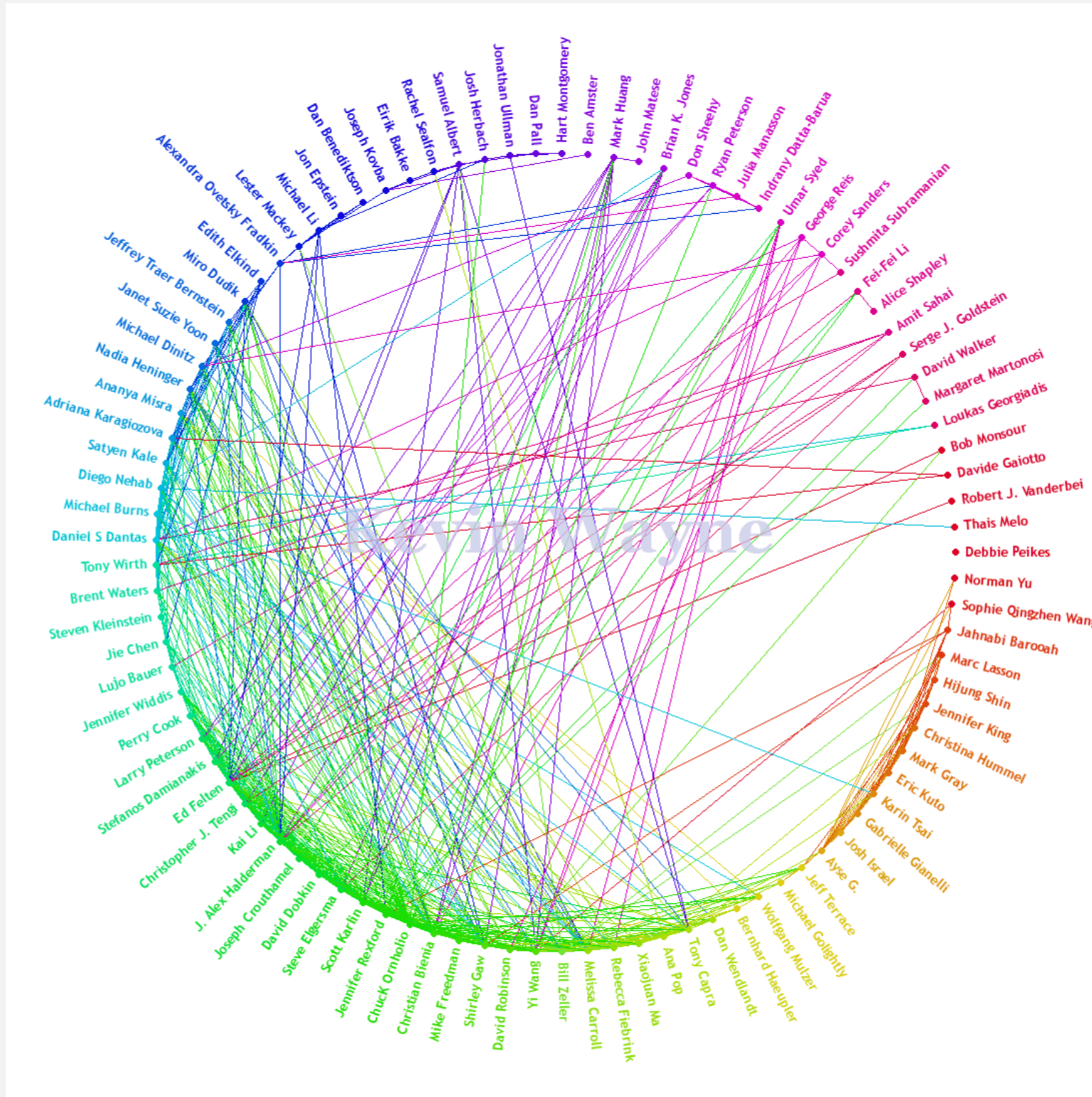
Reference: Jeong et al, Nature Review | Genetics

Map of science clickstreams



<http://www.plosone.org/article/info:doi/10.1371/journal.pone.0004803>

Kevin's facebook friends (Princeton network, circa 2005)

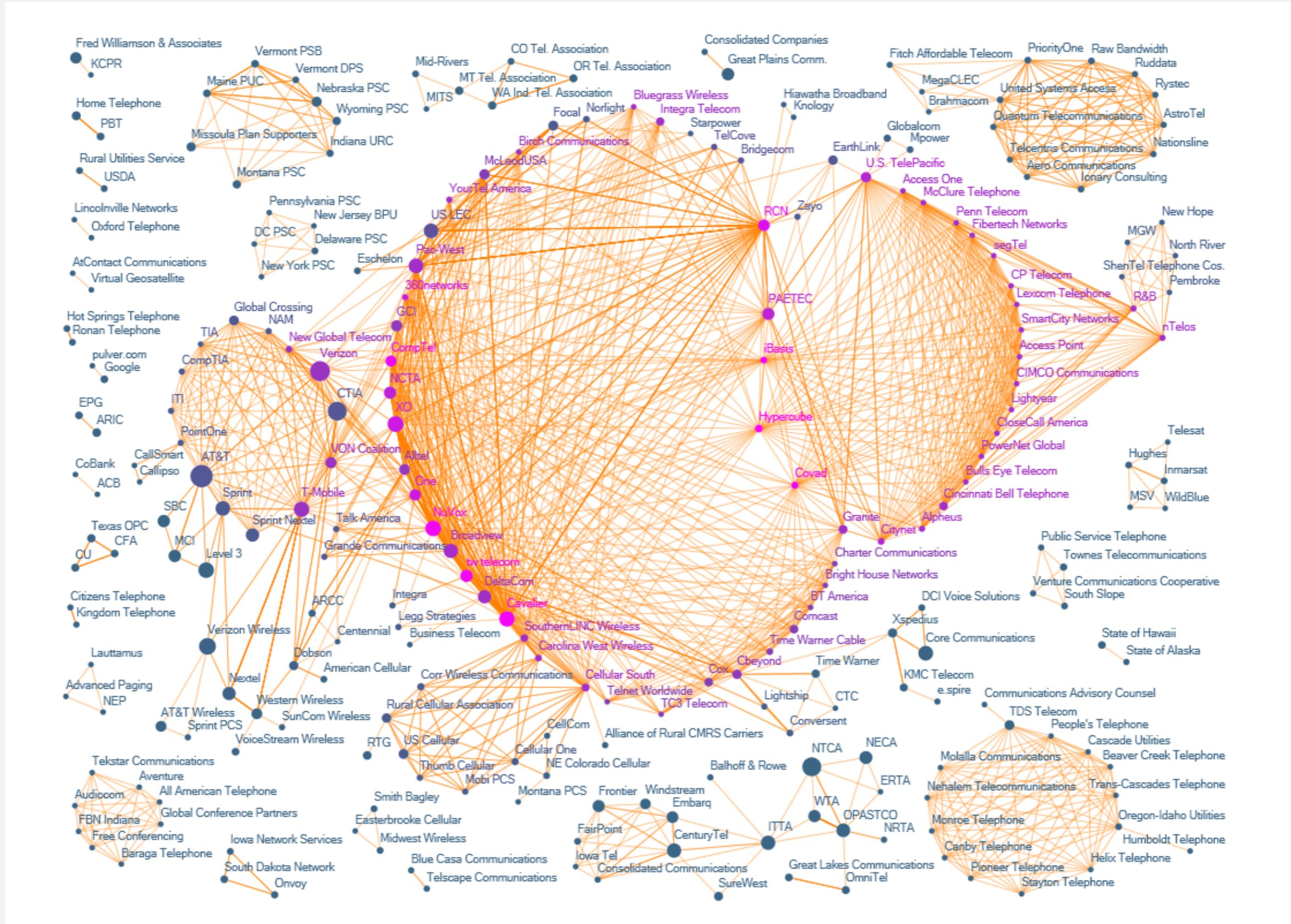


10 million Facebook friends



"Visualizing Friendships" by Paul Butler

The evolution of FCC lobbying coalitions



“The Evolution of FCC Lobbying Coalitions” by Pierre de Vries in JoSS Visualization Symposium 2010

Framingham heart study

http://jhfowler.ucsd.edu/spread_of_obesity.pdf


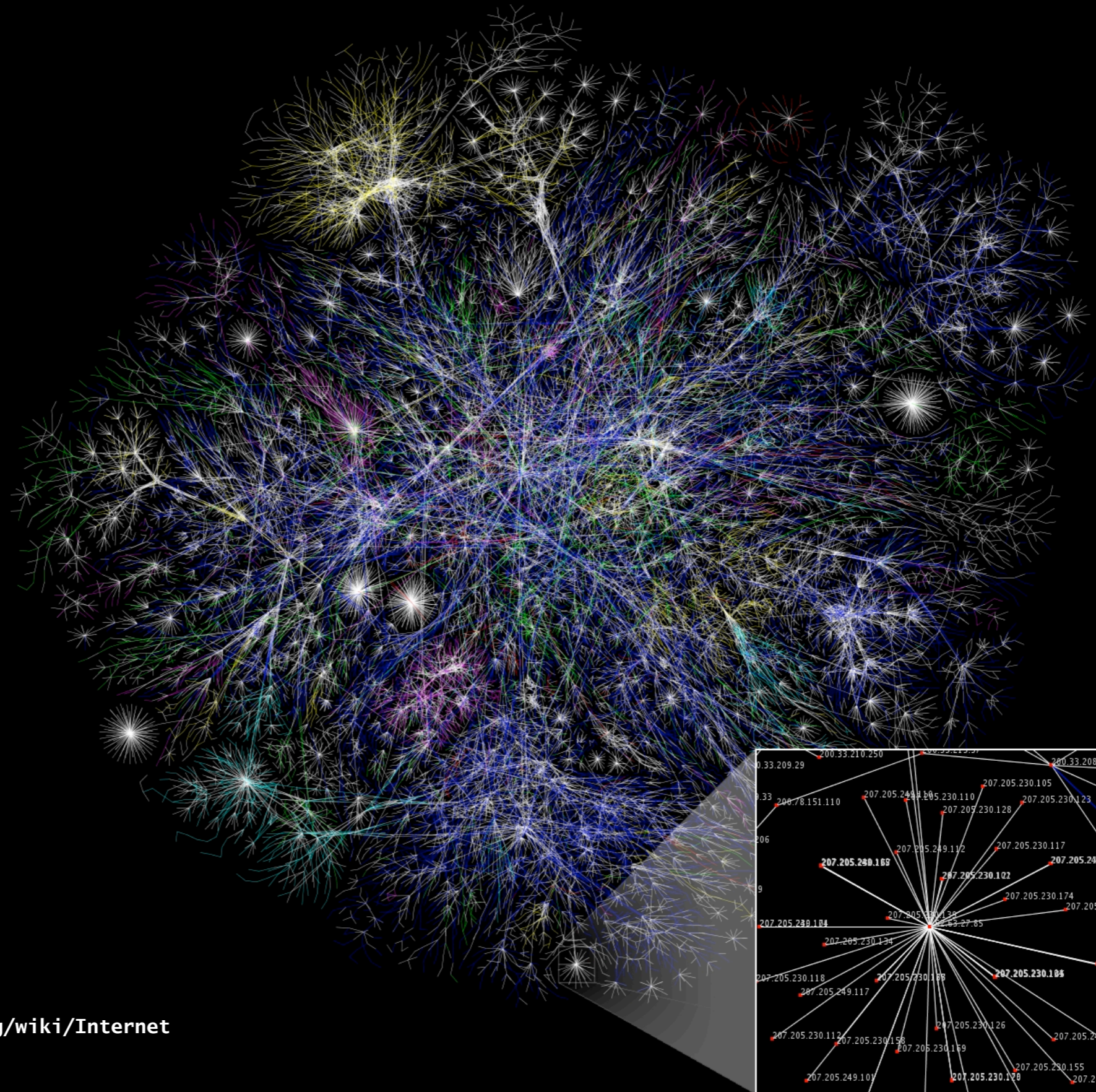


Figure 1. Largest Connected Subcomponent of the Social Network in the Framingham Heart Study in the Year 2000.

Each circle (node) represents one person in the data set. There are 2200 persons in this subcomponent of the social network. Circles with red borders denote women, and circles with blue borders denote men. The size of each circle is proportional to the person's body-mass index. The interior color of the circles indicates the person's obesity status: yellow denotes an obese person (body-mass index, ≥ 30) and green denotes a nonobese person. The colors of the ties between the nodes indicate the relationship between them: purple denotes a friendship or marital tie and orange denotes a familial tie.

The Internet as mapped by the Opte Project



<http://en.wikipedia.org/wiki/Internet>

Graph applications

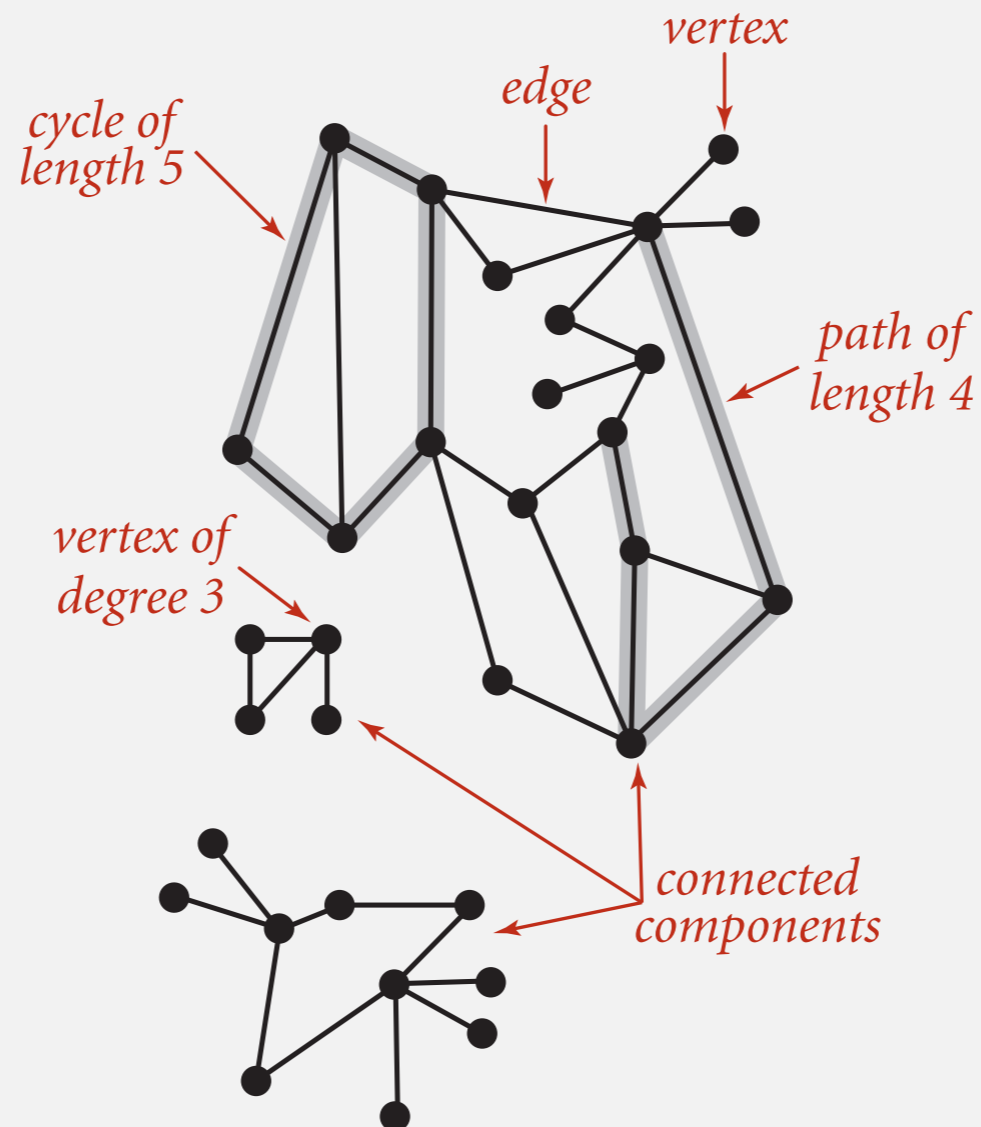
graph	vertex	edge
communication	telephone, computer	fiber optic cable
circuit	gate, register, processor	wire
mechanical	joint	rod, beam, spring
financial	stock, currency	transactions
transportation	intersection	street
internet	class C network	connection
game	board position	legal move
social relationship	person	friendship
neural network	neuron	synapse
protein network	protein	protein-protein interaction
molecule	atom	bond

Graph terminology

Path. Sequence of vertices connected by edges.

Cycle. Path whose first and last vertices are the same.

Two vertices are **connected** if there is a path between them.



Some graph-processing problems

problem	description
s-t path	<i>Is there a path between s and t ?</i>
shortest s-t path	<i>What is the shortest path between s and t ?</i>
cycle	<i>Is there a cycle in the graph ?</i>
Euler cycle	<i>Is there a cycle that uses each edge exactly once ?</i>
Hamilton cycle	<i>Is there a cycle that uses each vertex exactly once ?</i>
connectivity	<i>Is there a way to connect all of the vertices ?</i>
biconnectivity	<i>Is there a vertex whose removal disconnects the graph ?</i>
planarity	<i>Can the graph be drawn in the plane with no crossing edges ?</i>
graph isomorphism	<i>Do two adjacency lists represent the same graph ?</i>

Challenge. Which graph problems are easy? difficult? intractable?



Algorithms

ROBERT SEDGEWICK | KEVIN WAYNE

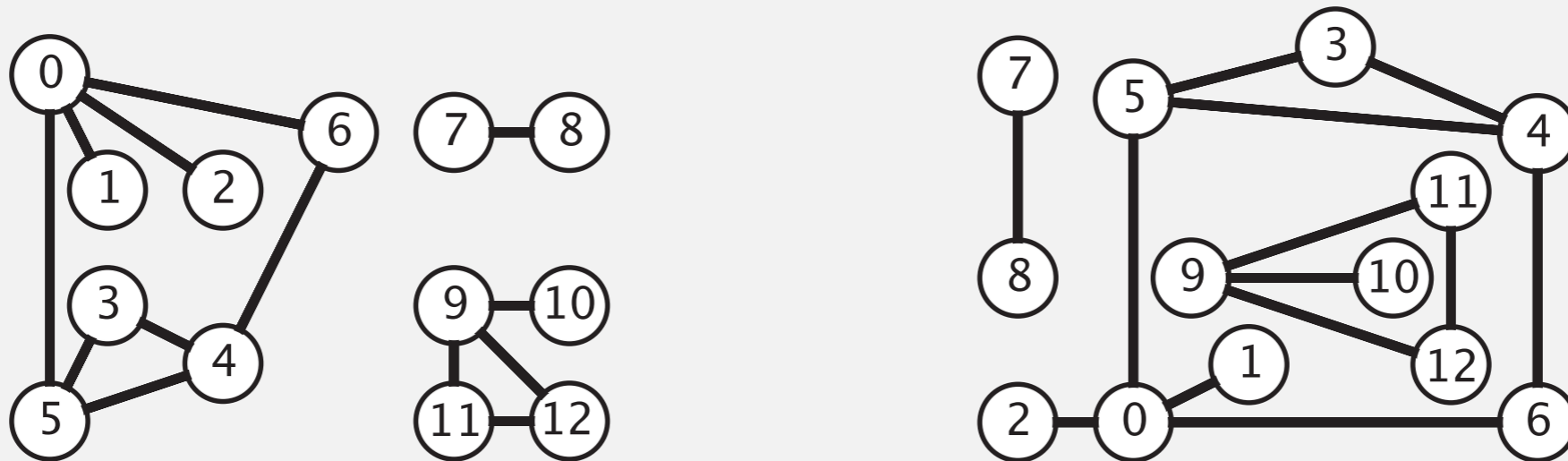
<http://algs4.cs.princeton.edu>

4.1 UNDIRECTED GRAPHS

- ▶ *introduction*
- ▶ *graph API*
- ▶ *depth-first search*
- ▶ *breadth-first search*
- ▶ *connected components*
- ▶ *challenges*

Graph representation

Graph drawing. Provides intuition about the structure of the graph.



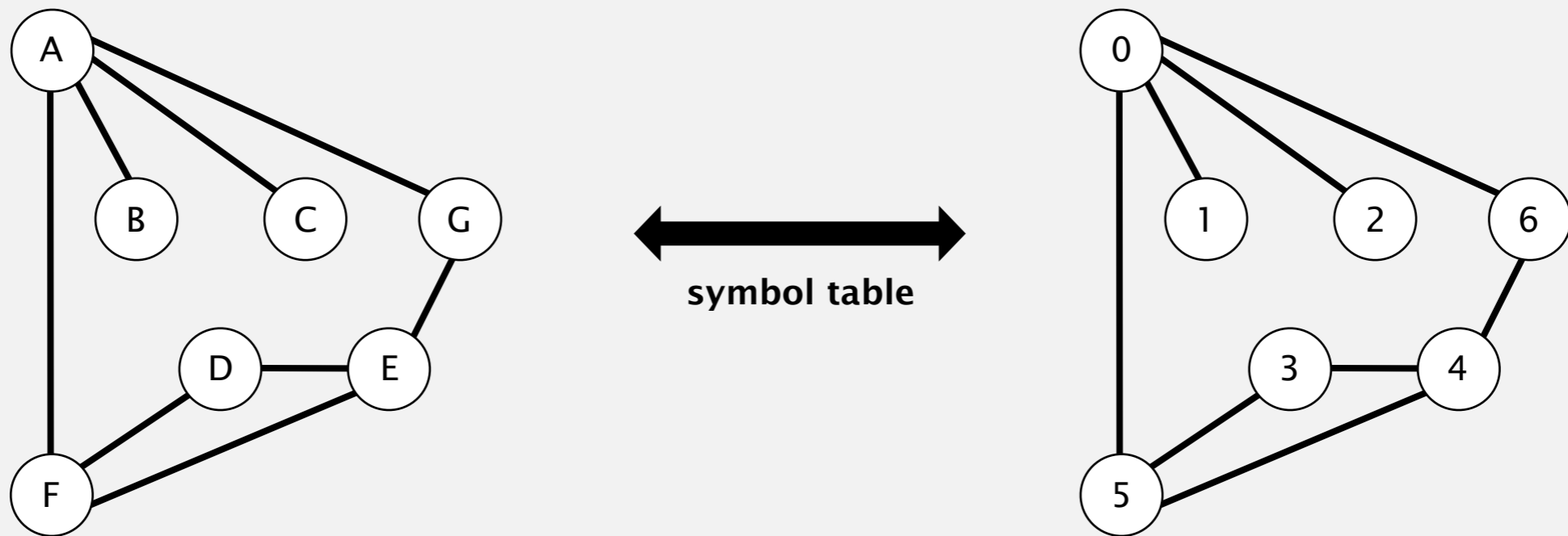
two drawings of the same graph

Caveat. Intuition can be misleading.

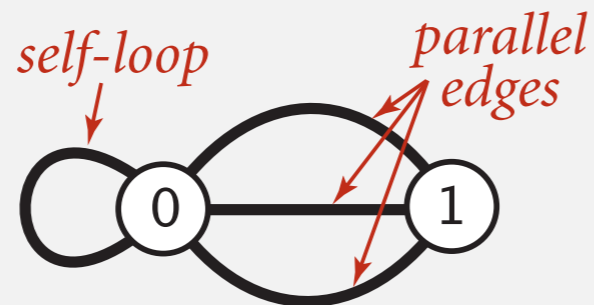
Graph representation

Vertex representation.

- This lecture: use integers between 0 and $V-1$.
- Applications: convert between names and integers with symbol table.



Anomalies.



Graph API

```
public class Graph
```

```
    Graph(int V)
```

create an empty graph with V vertices

```
    Graph(In in)
```

create a graph from input stream

```
    void addEdge(int v, int w)
```

add an edge v-w

```
    Iterable<Integer> adj(int v)
```

vertices adjacent to v

```
    int V()
```

number of vertices

```
    int E()
```

number of edges

```
// degree of vertex v in graph G
public static int degree(Graph G, int v)
{
    int degree = 0;
    for (int w : G.adj(v))
        degree++;
    return degree;
}
```

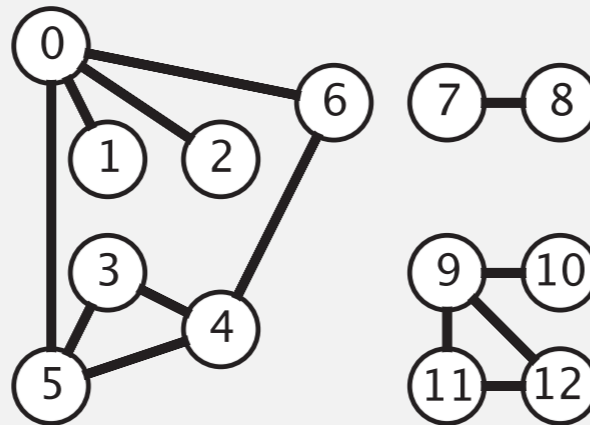
Graph API: sample client

Graph input format.

tinyG.txt

V → 13
13 ← *E*

```
0 5
4 3
0 1
9 12
6 4
5 4
0 2
11 12
9 10
0 6
7 8
9 11
5 3
```



```
% java Test tinyG.txt
0-6
0-2
0-1
0-5
1-0
2-0
3-5
3-4
:
12-11
12-9
```

```
In in = new In(args[0]);
Graph G = new Graph(in);

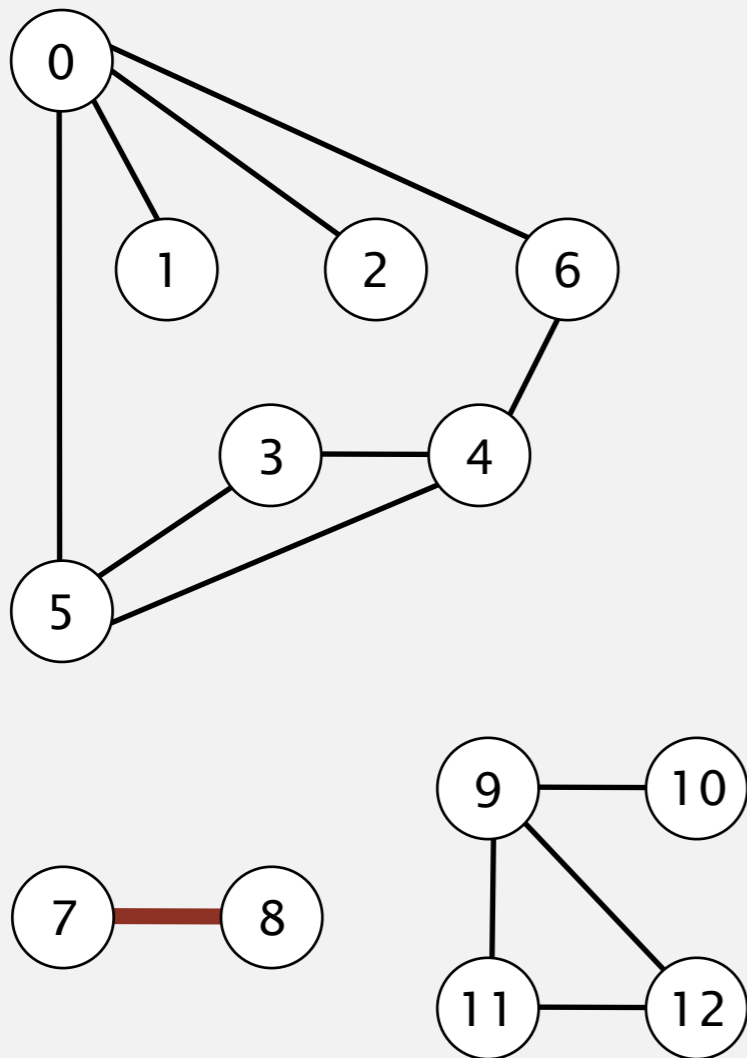
for (int v = 0; v < G.V(); v++)
    for (int w : G.adj(v))
        StdOut.println(v + "-" + w);
```

← read graph from
input stream

← print out each
edge (twice)

Graph representation: set of edges

Maintain a list of the edges (linked list or array).




0	1
0	2
0	5
0	6
3	4
3	5
4	5
4	6
7	8
9	10
9	11
9	12
11	12

Q. How long to iterate over vertices adjacent to v ?

Graph representation: adjacency matrix

Maintain a two-dimensional V -by- V boolean array;

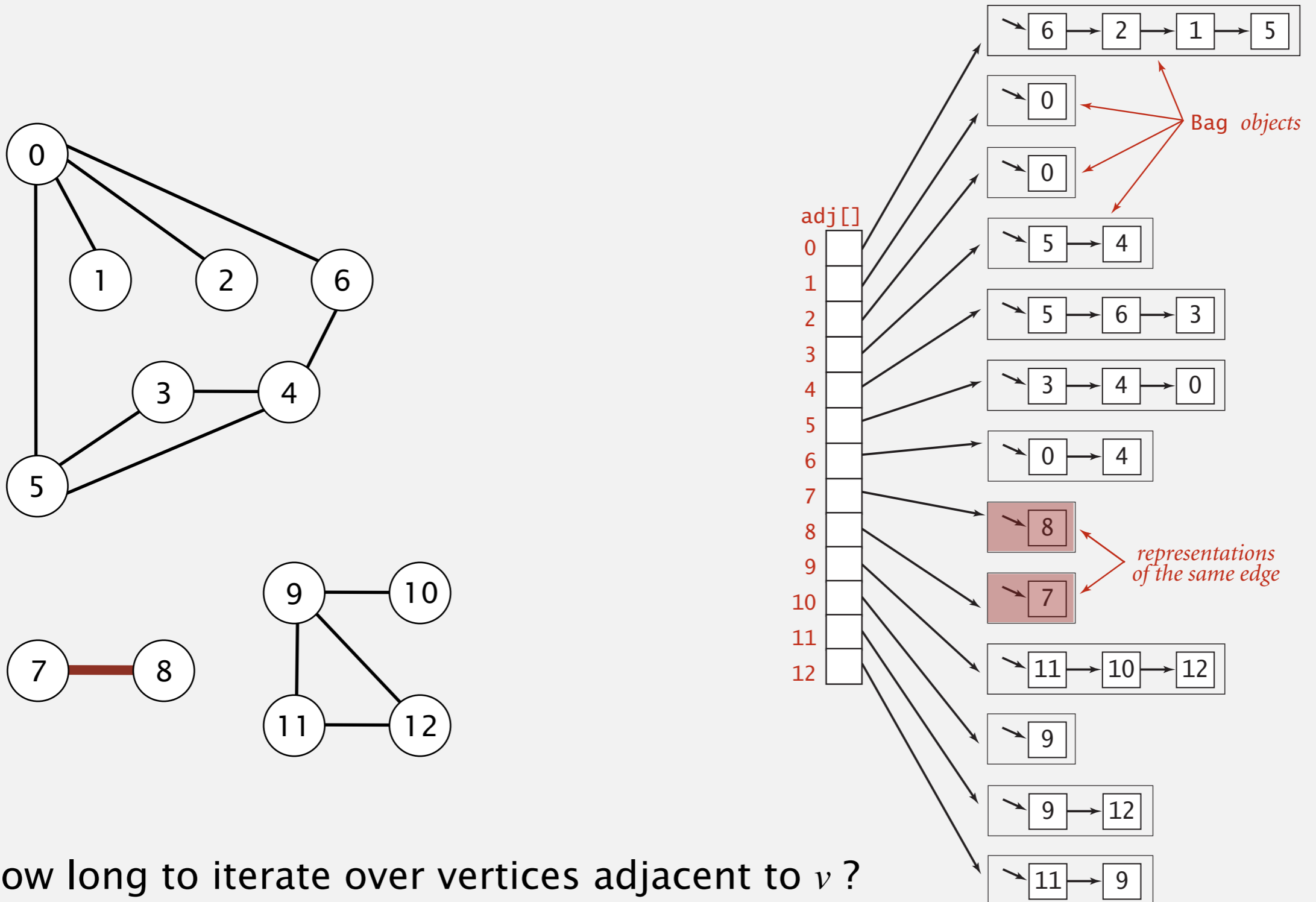
for each edge $v-w$ in graph: $\text{adj}[v][w] = \text{adj}[w][v] = \text{true}$.



Q. How long to iterate over vertices adjacent to v ?

Graph representation: adjacency lists

Maintain vertex-indexed array of lists.



Q. How long to iterate over vertices adjacent to v ?

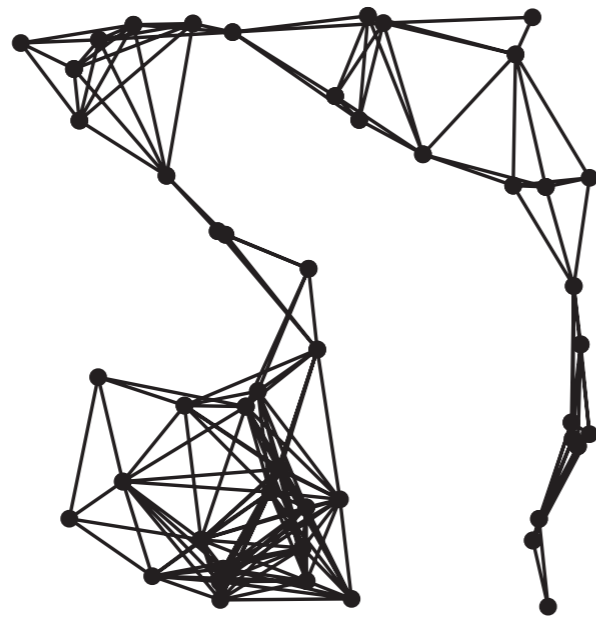
Graph representations

In practice. Use adjacency-lists representation.

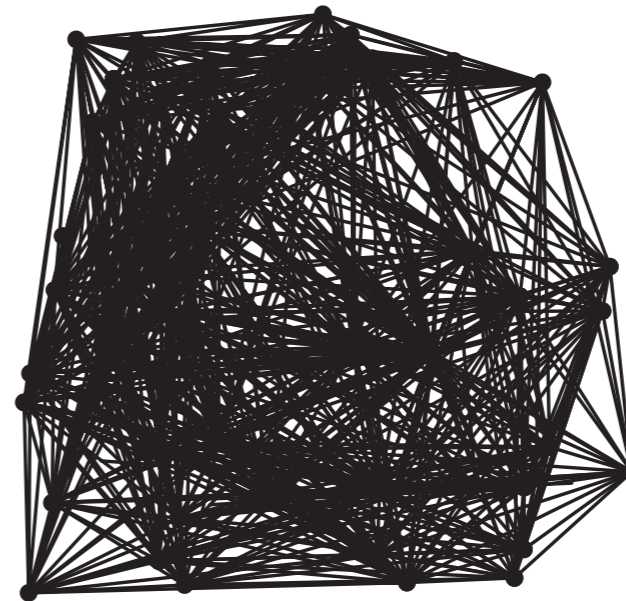
- Algorithms based on iterating over vertices adjacent to v .
- Real-world graphs tend to be **sparse**.

huge number of vertices,
small average vertex degree

sparse ($E = 200$)



dense ($E = 1000$)




Two graphs ($V = 50$)

Graph representations

In practice. Use adjacency-lists representation.

- Algorithms based on iterating over vertices adjacent to v .
- Real-world graphs tend to be **sparse**.

huge number of vertices,
small average vertex degree



representation	space	add edge	edge between v and w ?	iterate over vertices adjacent to v ?
list of edges	E	1	E	E
adjacency matrix	V^2	1 *	1	V
adjacency lists	$E + V$	1	$degree(v)$	$degree(v)$

* disallows parallel edges

Adjacency-list graph representation: Java implementation

```
public class Graph  
{
```

```
    private final int V;  
    private Bag<Integer>[] adj;
```

adjacency lists
(using Bag data type)

```
    public Graph(int V  
    {
```

```
        this.V = V;  
        adj = (Bag<Integer>[]) new Bag[V];  
        for (int v = 0; v < V; v++)  
            adj[v] = new Bag<Integer>();  
    }
```

create empty graph
with V vertices

```
    public void addEdge(int v, int w)
```

```
    {  
        adj[v].add(w);  
        adj[w].add(v);  
    }
```

add edge v-w
(parallel edges and
self-loops allowed)

```
    public Iterable<Integer> adj(int v)  
    { return adj[v]; }
```

iterator for vertices adjacent to v



Algorithms

ROBERT SEDGEWICK | KEVIN WAYNE

<http://algs4.cs.princeton.edu>

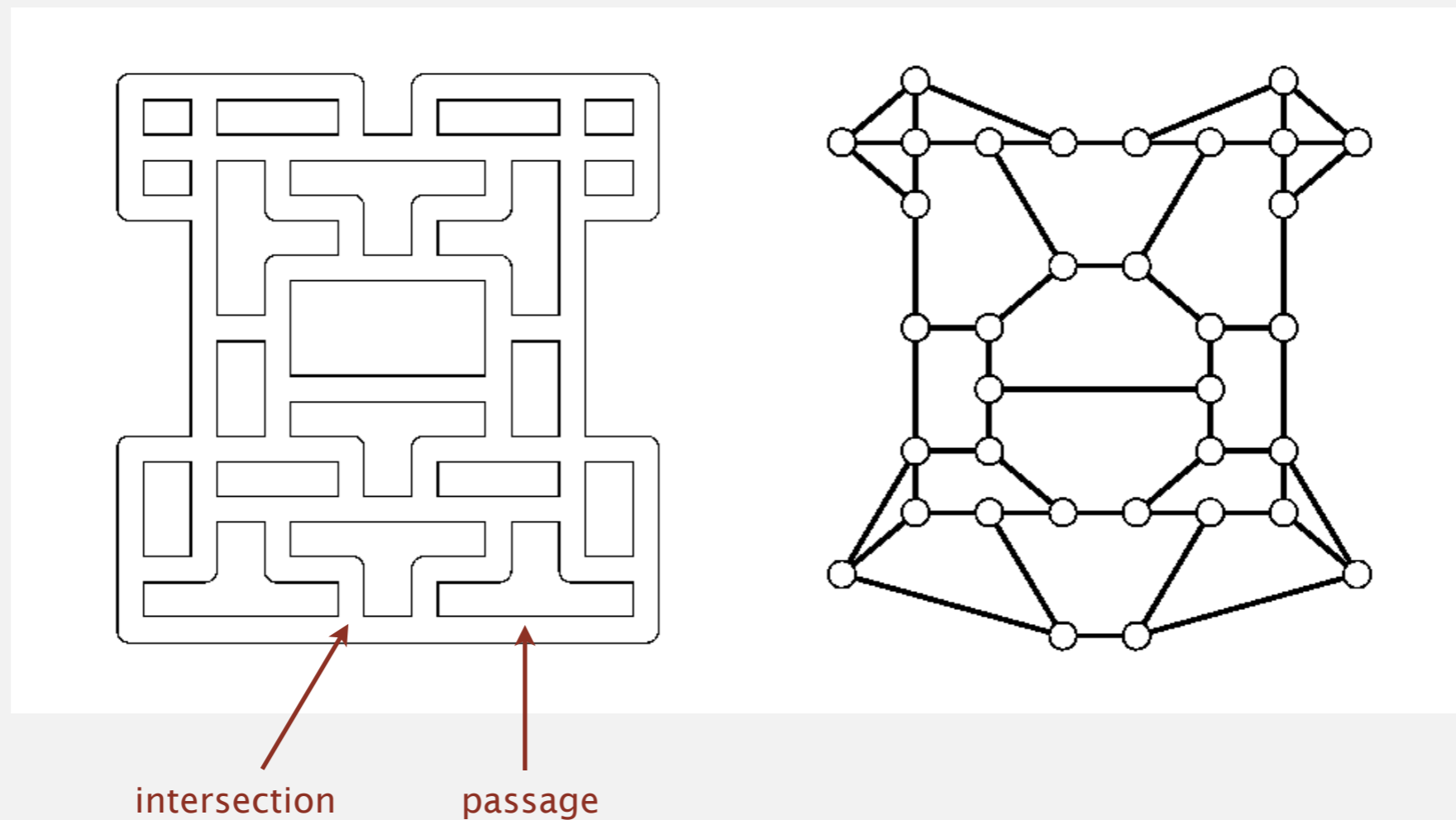
4.1 UNDIRECTED GRAPHS

- ▶ *introduction*
- ▶ *graph API*
- ▶ *depth-first search*
- ▶ *breadth-first search*
- ▶ *connected components*
- ▶ *challenges*

Maze exploration

Maze graph.

- Vertex = intersection.
- Edge = passage.




Goal. Explore every intersection in the maze.

Trémaux maze exploration

Algorithm.

- Unroll a ball of string behind you.
- Mark each visited intersection and each visited passage.
- Retrace steps when no unvisited options.



Trémaux maze exploration

Algorithm.

- Unroll a ball of string behind you.
- Mark each visited intersection and each visited passage.
- Retrace steps when no unvisited options.

First use? Theseus entered Labyrinth to kill the monstrous Minotaur; Ariadne instructed Theseus to use a ball of string to find his way back out.

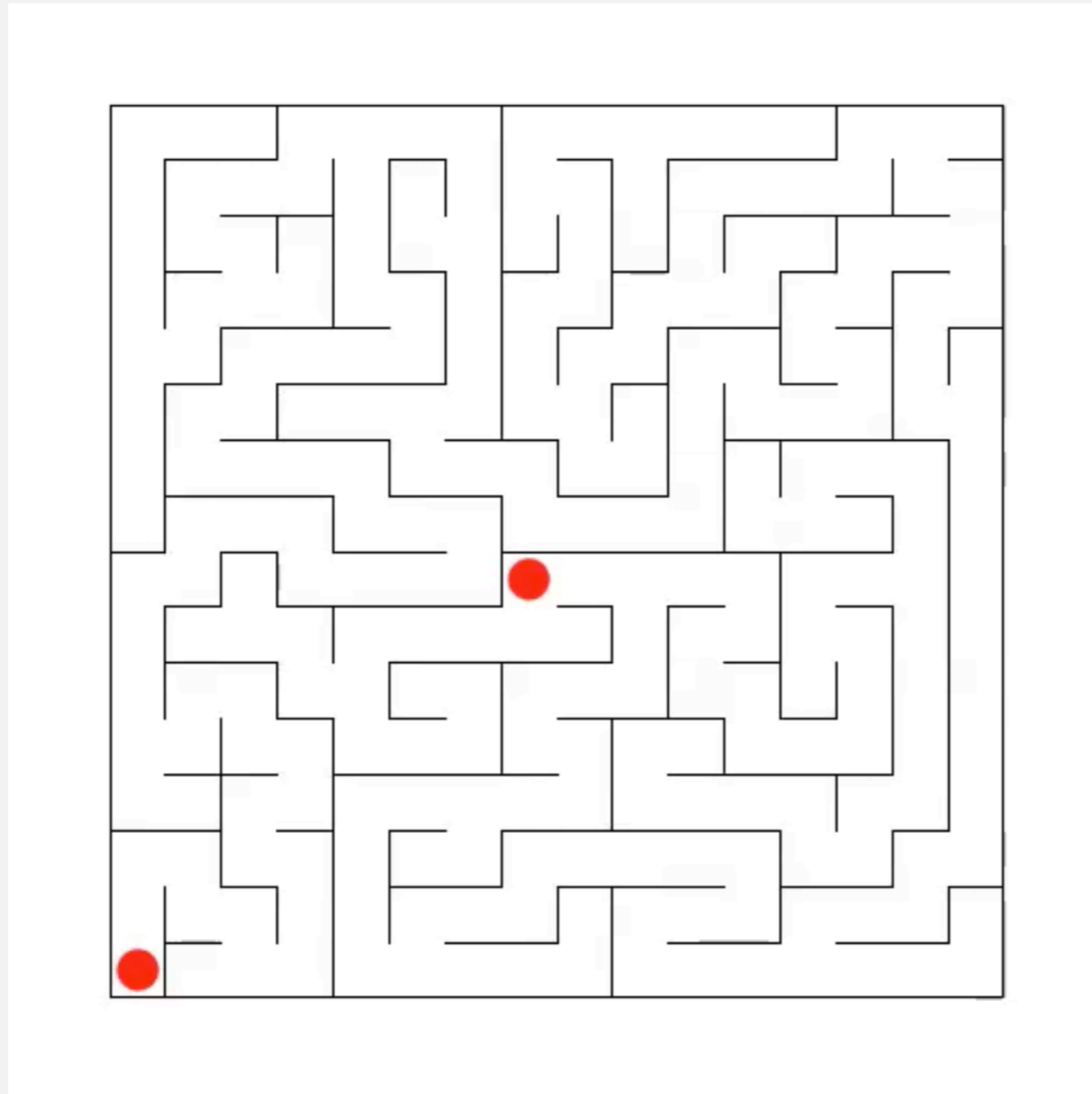


The Labyrinth (with Minotaur)

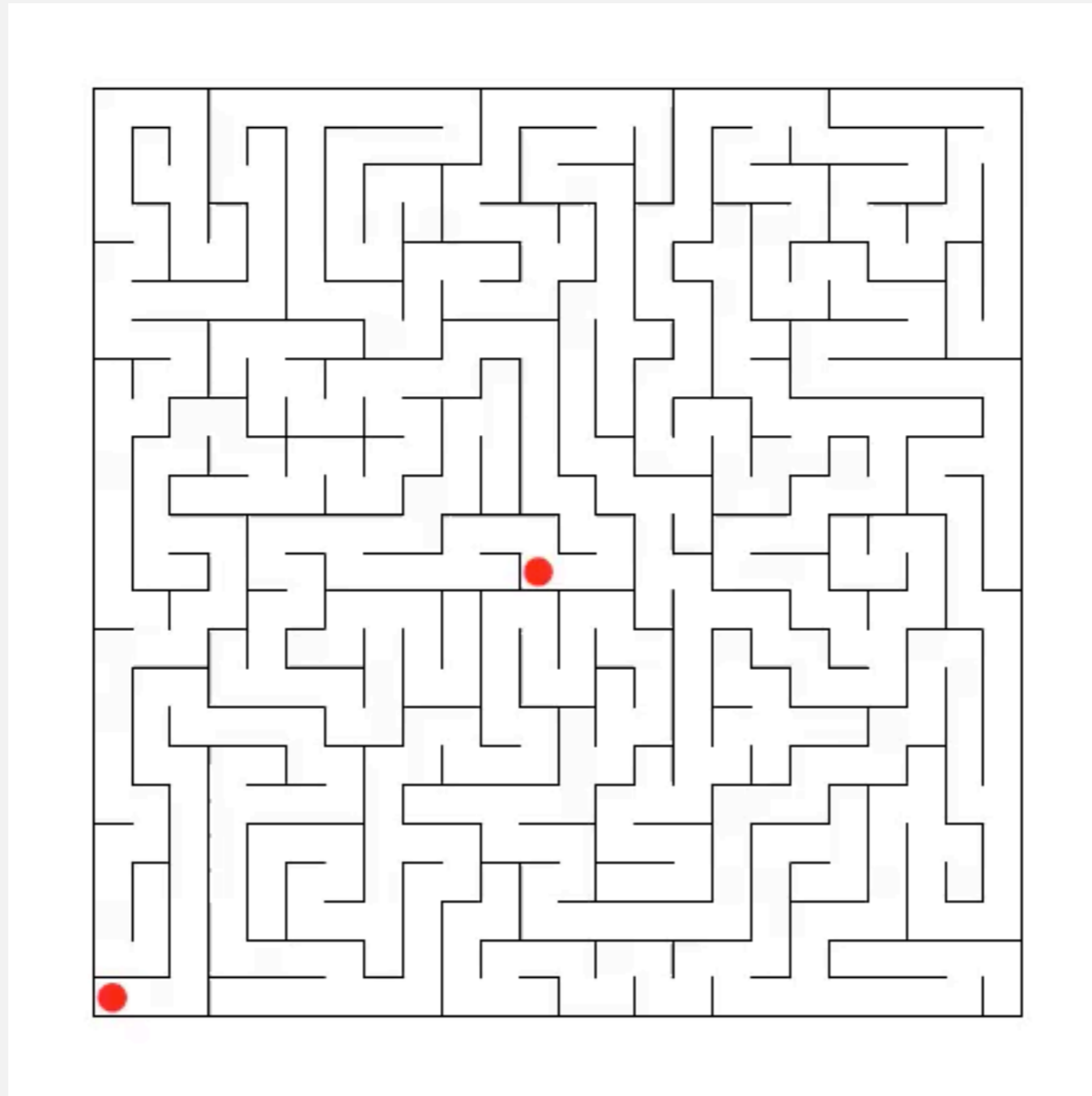


Claude Shannon (with Theseus mouse)


Maze exploration: easy



Maze exploration: medium



Maze exploration: challenge for the bored



Depth-first search

Goal. Systematically traverse a graph.

Idea. Mimic maze exploration. ← function-call stack acts as ball of string

DFS (to visit a vertex v)

Mark v as visited.

**Recursively visit all unmarked
vertices w adjacent to v .**

Typical applications.

- Find all vertices connected to a given source vertex.
- Find a path between two vertices.

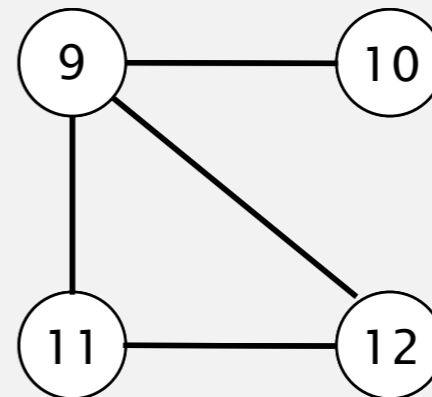
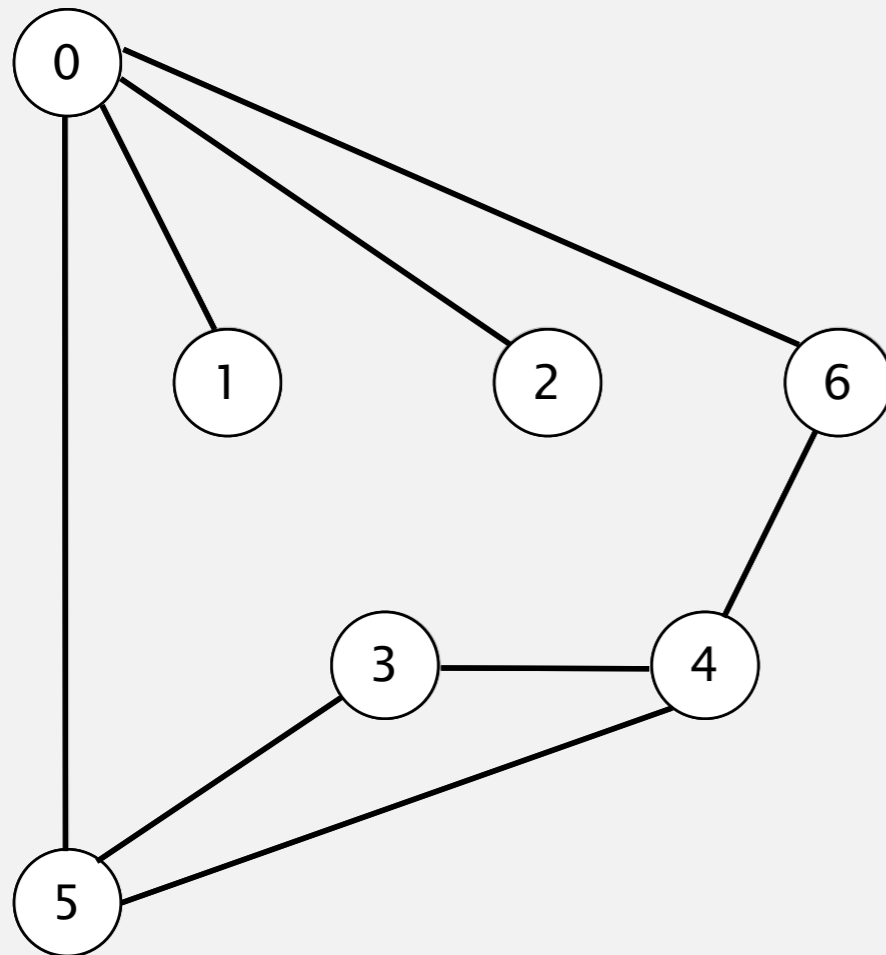
Design challenge. How to implement?

Depth-first search demo

To visit a vertex v :



- Mark vertex v as visited.
- Recursively visit all unmarked vertices adjacent to v .



tinyG.txt

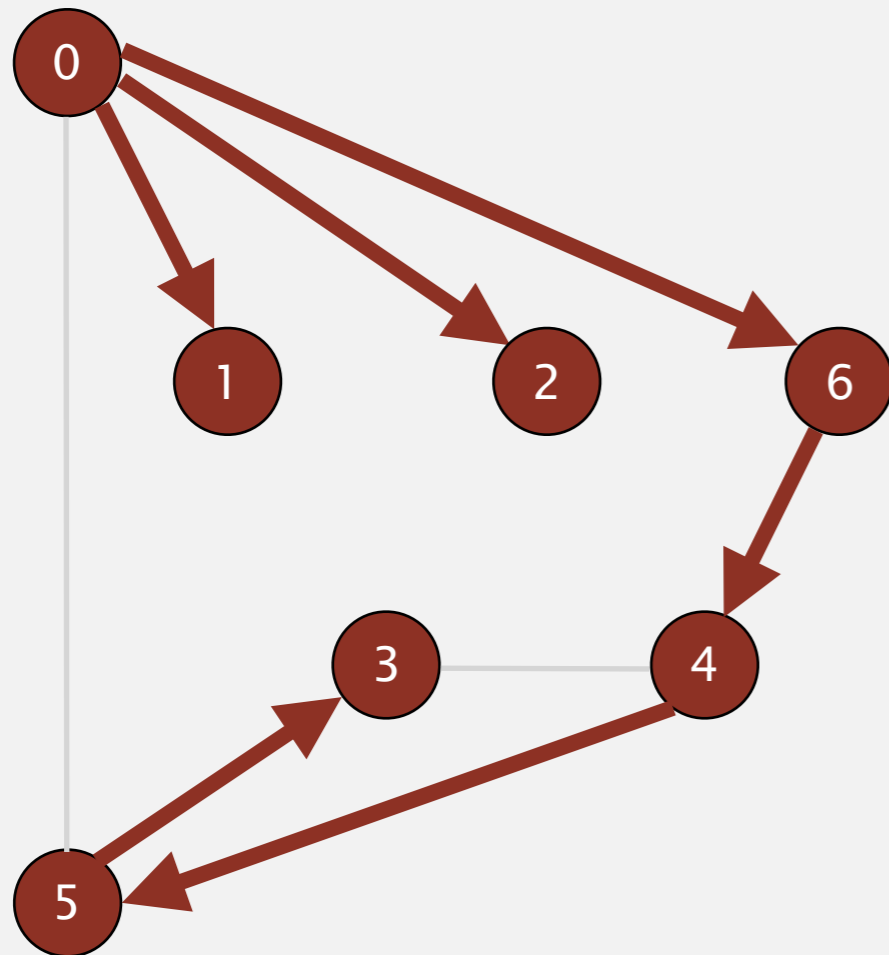
```
V → 13  
13 ← E  
0 5  
4 3  
0 1  
9 12  
6 4  
5 4  
0 2  
11 12  
9 10  
0 6  
7 8  
9 11  
5 3
```

graph G

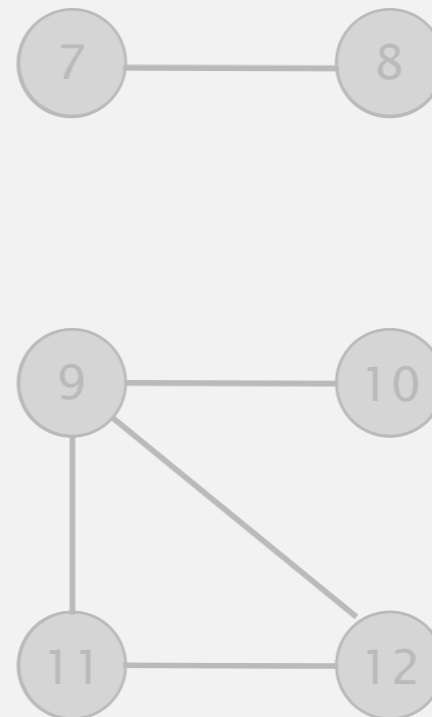
Depth-first search demo

To visit a vertex v :

- Mark vertex v as visited.
- Recursively visit all unmarked vertices adjacent to v .



vertices reachable from 0



v	marked[]	edgeTo[]
0	T	-
1	T	0
2	T	0
3	T	5
4	T	6
5	T	4
6	T	0
7	F	-
8	F	-
9	F	-
10	F	-
11	F	-
12	F	-

Design pattern for graph processing

Design pattern. Decouple graph data type from graph processing.

- Create a Graph object.
- Pass the Graph to a graph-processing routine.
- Query the graph-processing routine for information.

```
public class Paths
```

```
    Paths(Graph G, int s)
```

find paths in G from source s

```
    boolean hasPathTo(int v)
```

is there a path from s to v?

```
    Iterable<Integer> pathTo(int v)
```

path from s to v; null if no such path

```
Paths paths = new Paths(G, s);  
for (int v = 0; v < G.V(); v++)  
    if (paths.hasPathTo(v))  
        StdOut.println(v);
```

← print all vertices
connected to s

Depth-first search: data structures

To visit a vertex v :

- Mark vertex v as visited.
- Recursively visit all unmarked vertices adjacent to v .

Data structures.

- Boolean array `marked[]` to mark visited vertices.
- Integer array `edgeTo[]` to keep track of paths.
(`edgeTo[w] == v`) means that edge $v-w$ taken to visit w for first time
- Function-call stack for recursion.

Depth-first search: Java implementation

```
public class DepthFirstPaths  
{
```

```
    private boolean[] marked;  
    private int[] edgeTo;  
    private int s;
```

marked[v] = true

if v connected to s

edgeTo[v] = previous

vertex on path from s to v

```
    public DepthFirstPaths(Graph G, int s)
```

```
    {
```

```
        ...
```

```
        dfs(G, s);
```

```
    }
```

initialize data structures

find vertices connected to s

```
    private void dfs(Graph G, int v)
```

```
    {
```

```
        marked[v] = true;
```

```
        for (int w : G.adj(v))
```

```
            if (!marked[w])
```

```
            {
```

```
                dfs(G, w);
```

```
                edgeTo[w] = v;
```

```
            }
```

```
    }
```

recursive DFS does the work

```
}
```

Depth-first search: properties

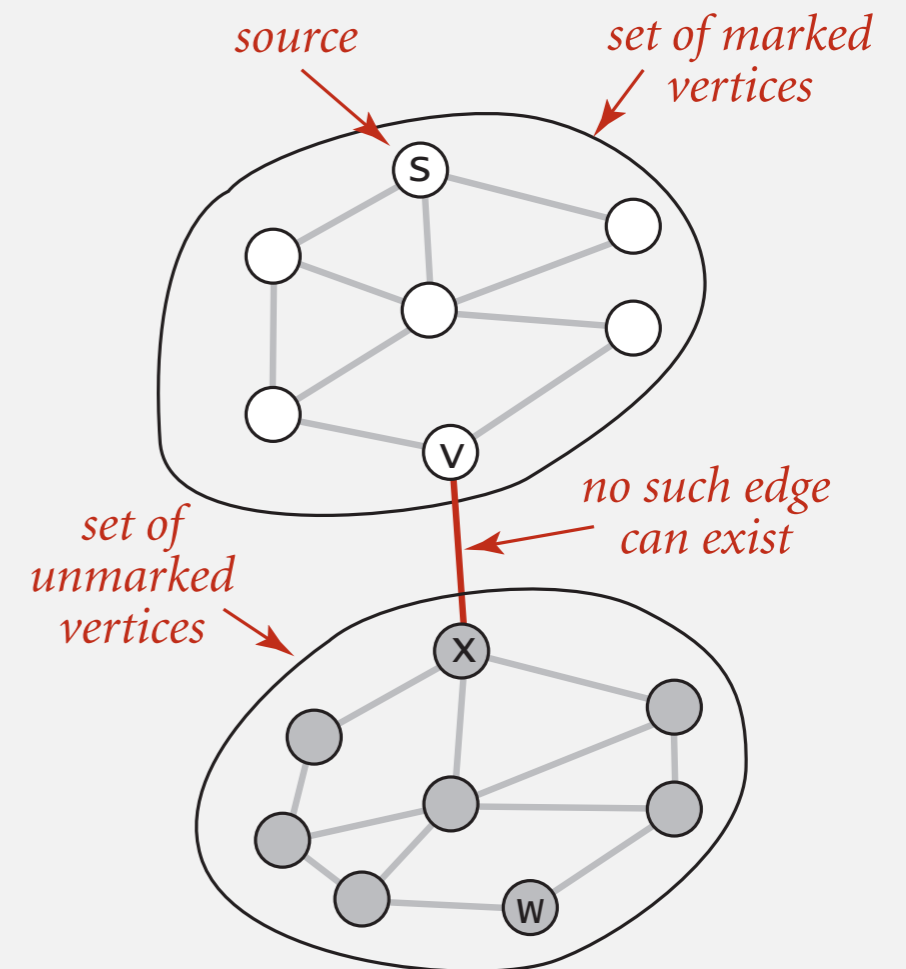
Proposition. DFS marks all vertices connected to s in time proportional to the sum of their degrees (plus time to initialize the `marked[]` array).

Pf. [correctness]

- If w marked, then w connected to s
- If w connected to s , then w marked.
(if w unmarked, then consider last edge on a path from s to w that goes from a marked vertex to an unmarked one).

Pf. [running time]

Each vertex connected to s is visited once.



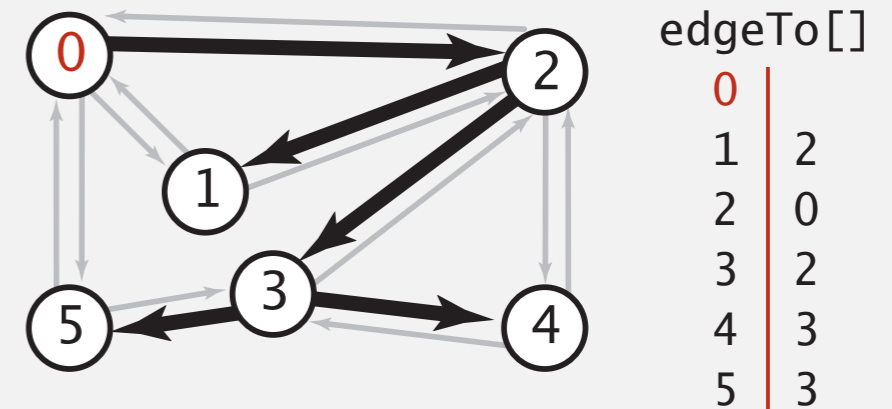
Depth-first search: properties

Proposition. After DFS, can check if vertex v is connected to s in constant time and can find v - s path (if one exists) in time proportional to its length.

Pf. `edgeTo[]` is parent-link representation of a tree rooted at vertex s .

```
public boolean hasPathTo(int v)
{ return marked[v]; }

public Iterable<Integer> pathTo(int v)
{
    if (!hasPathTo(v)) return null;
    Stack<Integer> path = new Stack<Integer>();
    for (int x = v; x != s; x = edgeTo[x])
        path.push(x);
    path.push(s);
    return path;
}
```



Depth-first search application: flood fill

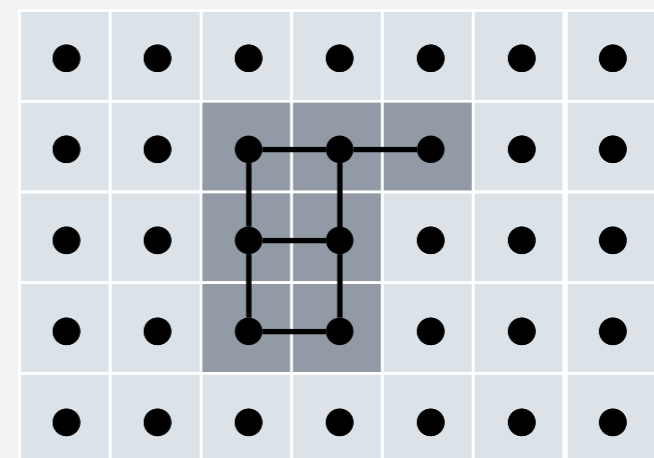
Challenge. Flood fill (Photoshop magic wand).

Assumptions. Picture has millions to billions of pixels.




Solution. Build a **grid graph** (implicitly).

- Vertex: pixel.
- Edge: between two adjacent gray pixels.
- Blob: all pixels connected to given pixel.



Depth-first search application: preparing for a date



I REALLY NEED TO STOP USING DEPTH-FIRST SEARCHES.

xkcd

<http://xkcd.com/761/>



<http://algs4.cs.princeton.edu>

4.1 UNDIRECTED GRAPHS

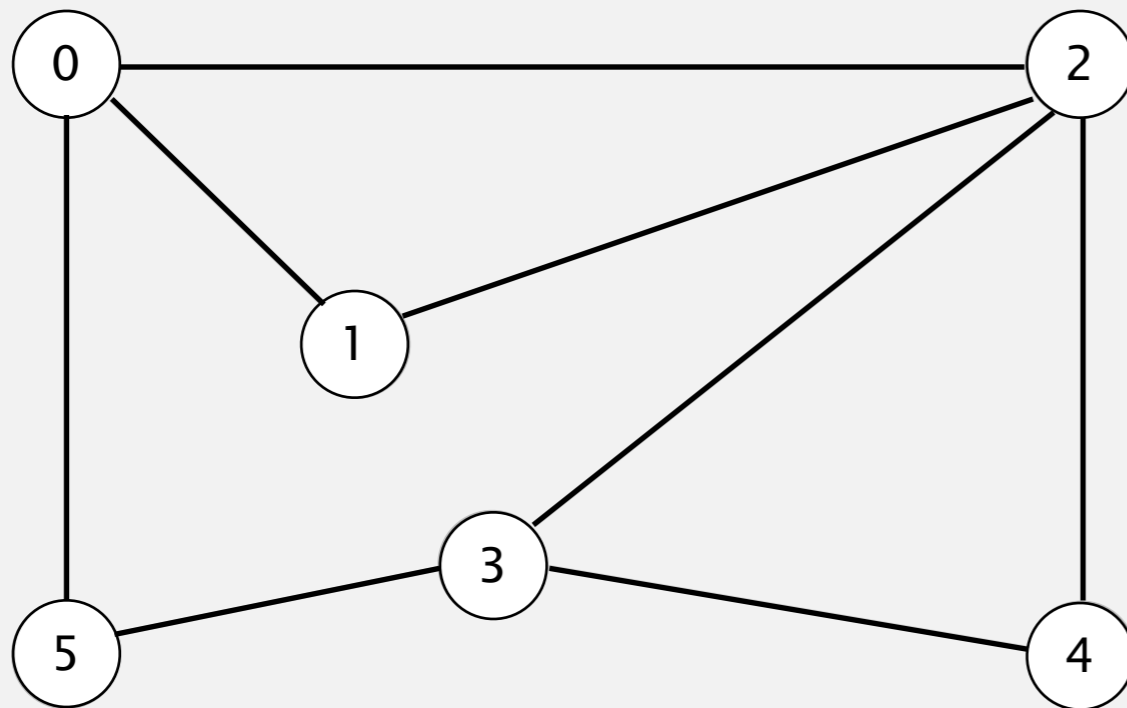
- ▶ *introduction*
- ▶ *graph API*
- ▶ *depth-first search*
- ▶ *breadth-first search*
- ▶ *connected components*
- ▶ *challenges*

Breadth-first search demo

Repeat until queue is empty:



- Remove vertex v from queue.
- Add to queue all unmarked vertices adjacent to v and mark them.



tinyCG.txt

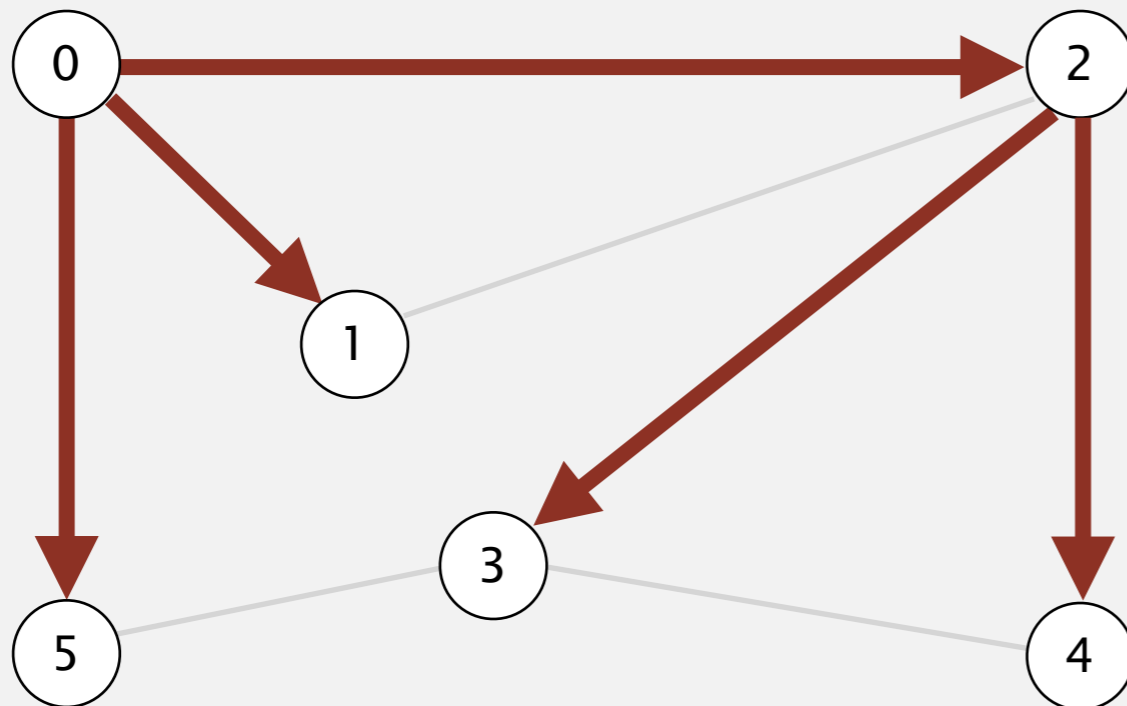
$V \rightarrow$ 6
8 $\leftarrow E$
0 5
2 4
2 3
1 2
0 1
3 4
3 5
0 2

graph G

Breadth-first search demo

Repeat until queue is empty:

- Remove vertex v from queue.
- Add to queue all unmarked vertices adjacent to v and mark them.



v	edgeTo[]	distTo[]
0	-	0
1	0	1
2	0	1
3	2	2
4	2	2
5	0	1

done

Breadth-first search

Repeat until queue is empty:


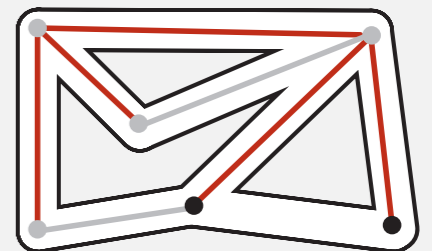
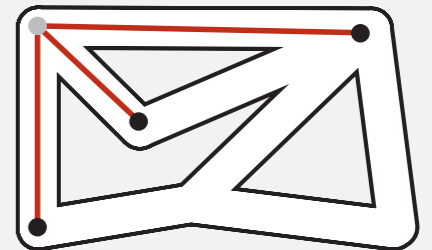
- Remove vertex v from queue.
- Add to queue all unmarked vertices adjacent to v and mark them.

BFS (from source vertex s)

Put s onto a FIFO queue, and mark s as visited.

Repeat until the queue is empty:

- remove the least recently added vertex v
 - add each of v 's unvisited neighbors to the queue, and mark them as visited.
-



Breadth-first search: Java implementation

```
public class BreadthFirstPaths
{
    private boolean[] marked;
    private int[] edgeTo;
    private int[] distTo;

    ...
}
```

```
private void bfs(Graph G, int s) {
    Queue<Integer> q = new Queue<Integer>();
    q.enqueue(s);
    marked[s] = true;
    distTo[s] = 0;

    while (!q.isEmpty()) {
        int v = q.dequeue();
        for (int w : G.adj(v)) {
            if (!marked[w]) {
                q.enqueue(w);
                marked[w] = true;
                edgeTo[w] = v;
                distTo[w] = distTo[v] + 1;
            }
        }
    }
}
```

← initialize FIFO queue of
vertices to explore

← found new vertex w
via edge v-w

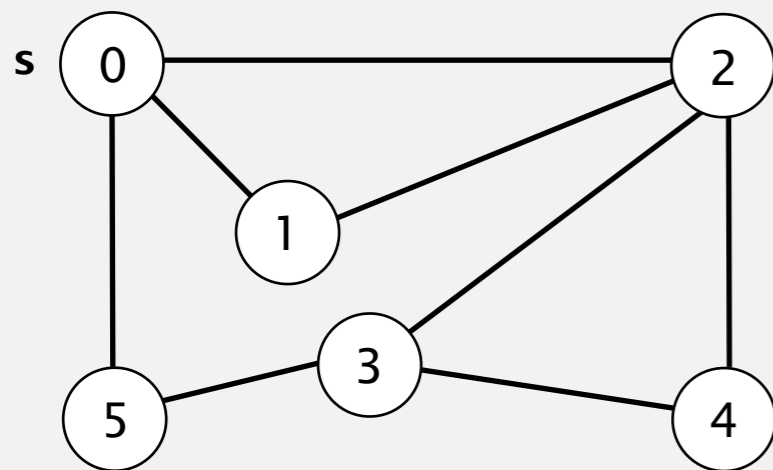
Breadth-first search properties

Q. In which order does BFS examine vertices?

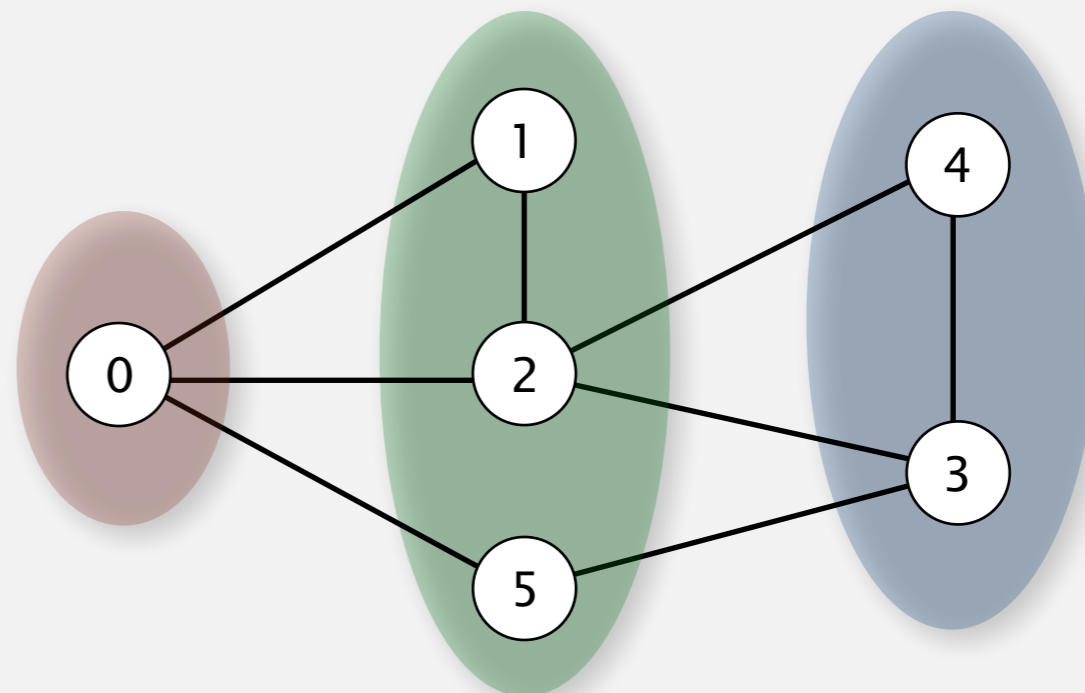
A. Increasing distance (number of edges) from s .

↑
queue always consists of ≥ 0 vertices of distance k from s ,
followed by ≥ 0 vertices of distance $k+1$

Proposition. In any connected graph G , BFS computes shortest paths from s to all other vertices in time proportional to $E + V$.



graph G



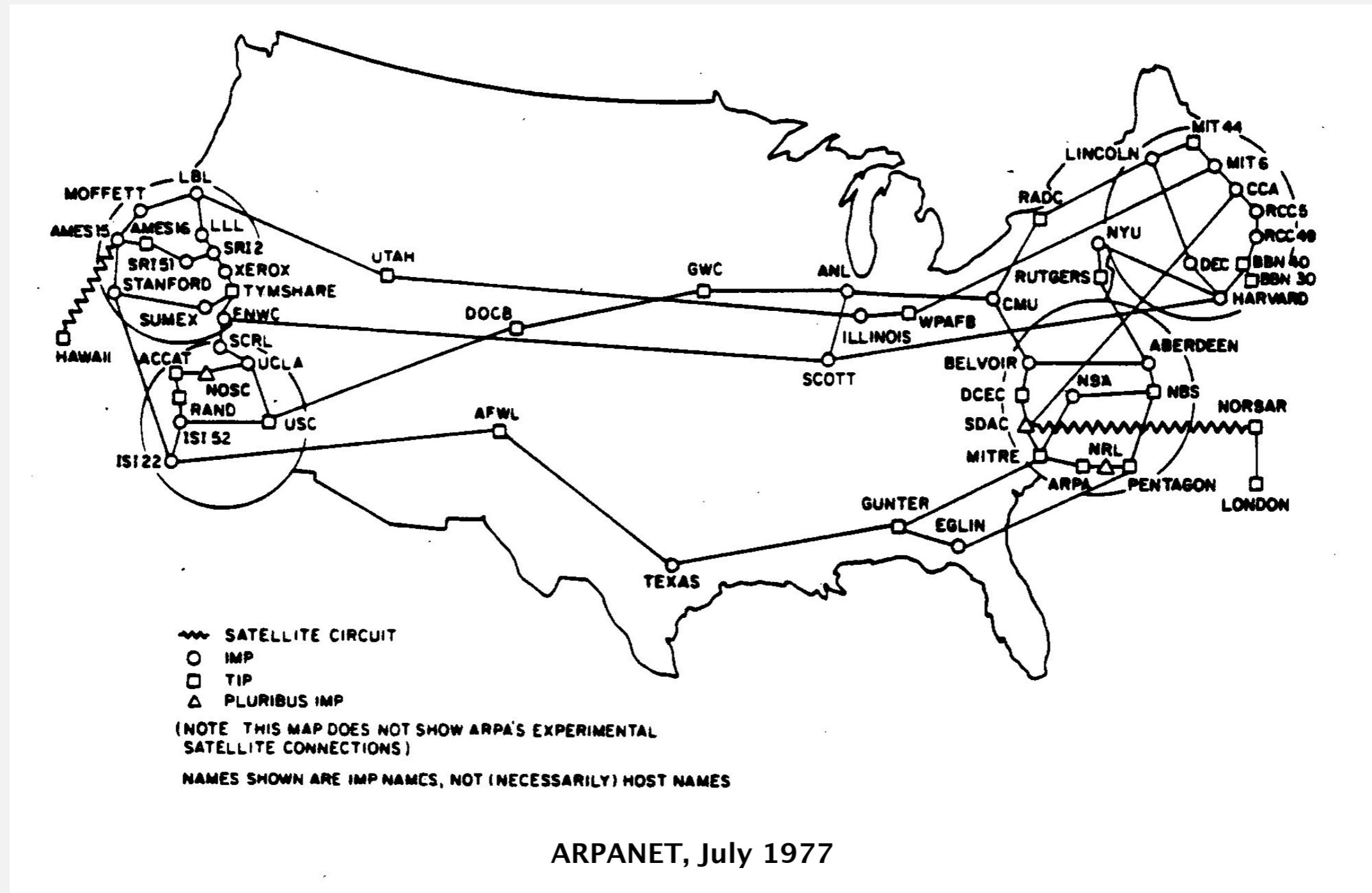
dist = 0

dist = 1

dist = 2

Breadth-first search application: routing

Fewest number of hops in a communication network.



Breadth-first search application: Kevin Bacon numbers

The Oracle of Bacon

Help
Credits
How it Works
Contact Us
Other games >>

© 1999-2008 by Patrick Reynolds. All rights reserved.

Kevin Bacon to Buzz Mauro Find link More options >>

```
graph TD;
  A[Buzz Mauro] -- with --> B[Sweet Dreams (2005)];
  B -- with --> C[Tatiana Ramirez];
  C -- with --> D[Interior de un silencio, El (2005)];
  D -- with --> E[Andres Suarez];
  E -- with --> F[Carlita's Secret (2004)];
  F -- with --> G[Paula Lemes (I)];
  G -- with --> H[Frost/Nixon (2008)];
  H -- with --> I[Kevin Bacon];
```

<http://oracleofbacon.org>



Endless Games board game

New 2 Degrees

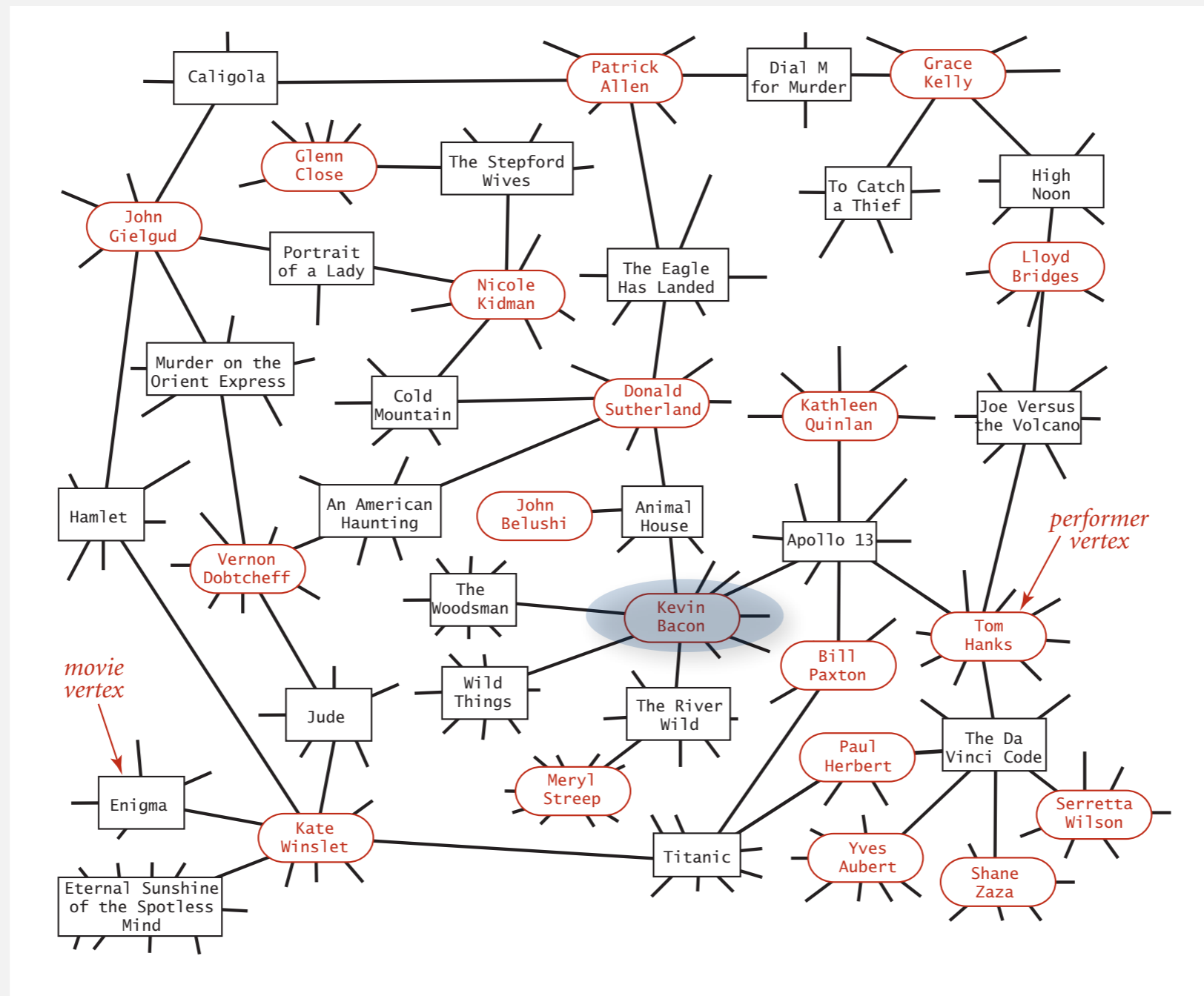
Uma Thurman acted in	
Be Cool (2005) with	1°
Scott Adsit who acted in	
The Informant! (2009) with	2°
Matt Damon	

Lookup Trivia Guess Degrees Scoreboard

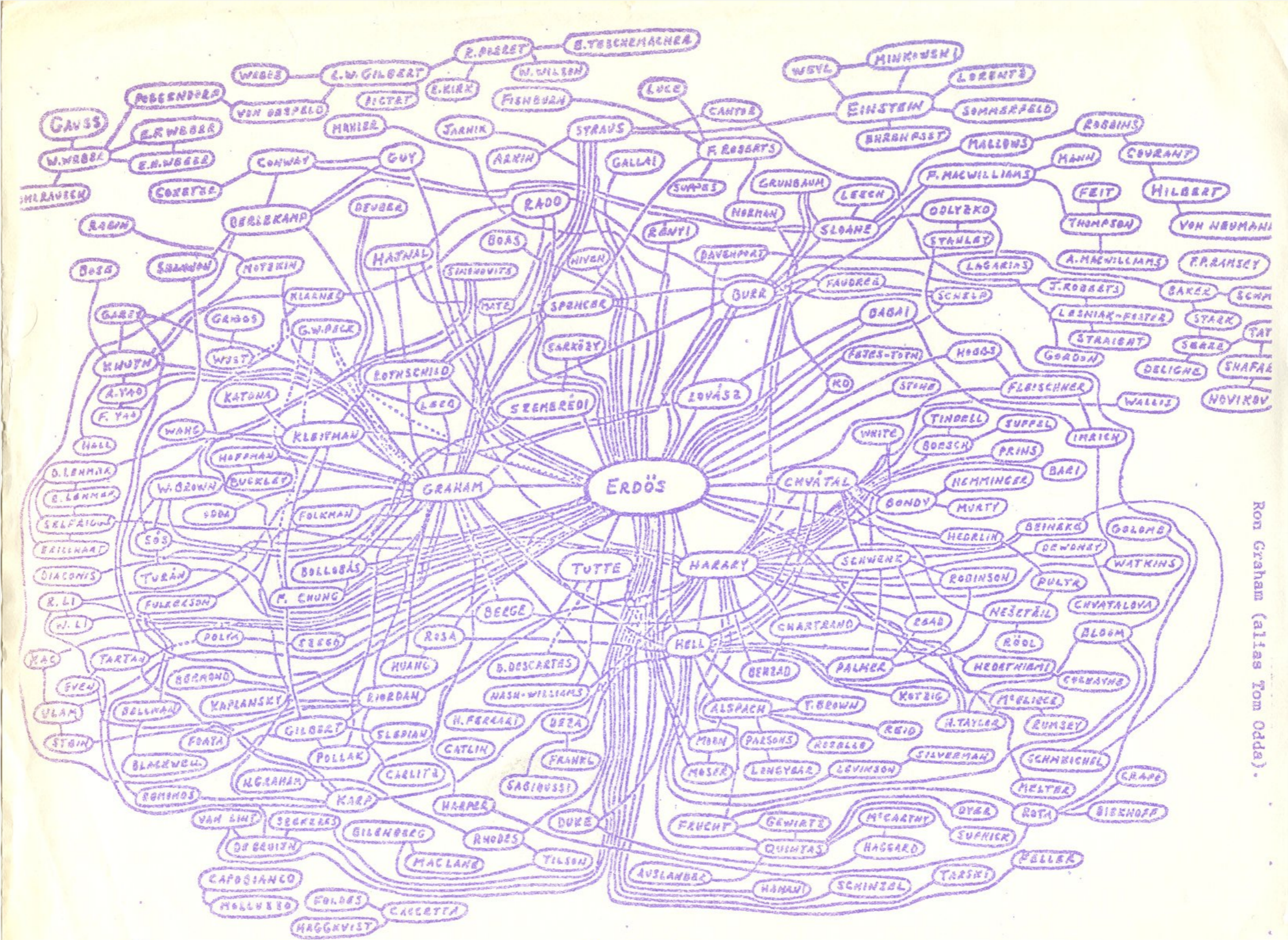
SixDegrees iPhone App

Kevin Bacon graph

- Include one vertex for each performer **and** one for each movie.
- Connect a movie to all performers that appear in that movie.
- Compute shortest path from $s = \text{Kevin Bacon}$.



Breadth-first search application: Erdős numbers



Ron Graham (alias Tom O'dda).

hand-drawing of part of the Erdős graph by Ron Graham



<http://algs4.cs.princeton.edu>

4.1 UNDIRECTED GRAPHS

- ▶ *introduction*
- ▶ *graph API*
- ▶ *depth-first search*
- ▶ *breadth-first search*
- ▶ ***connected components***
- ▶ *challenges*

Connectivity queries

Def. Vertices v and w are **connected** if there is a path between them.

Goal. Preprocess graph to answer queries of the form *is v connected to w ?* in **constant** time.

```
public class CC
```

```
    CC(Graph G)
```

find connected components in G

```
    boolean connected(int v, int w)
```

are v and w connected?

```
    int count()
```

number of connected components

```
    int id(int v)
```

*component identifier for v
(between 0 and count() - 1)*

Union-Find? Not quite.

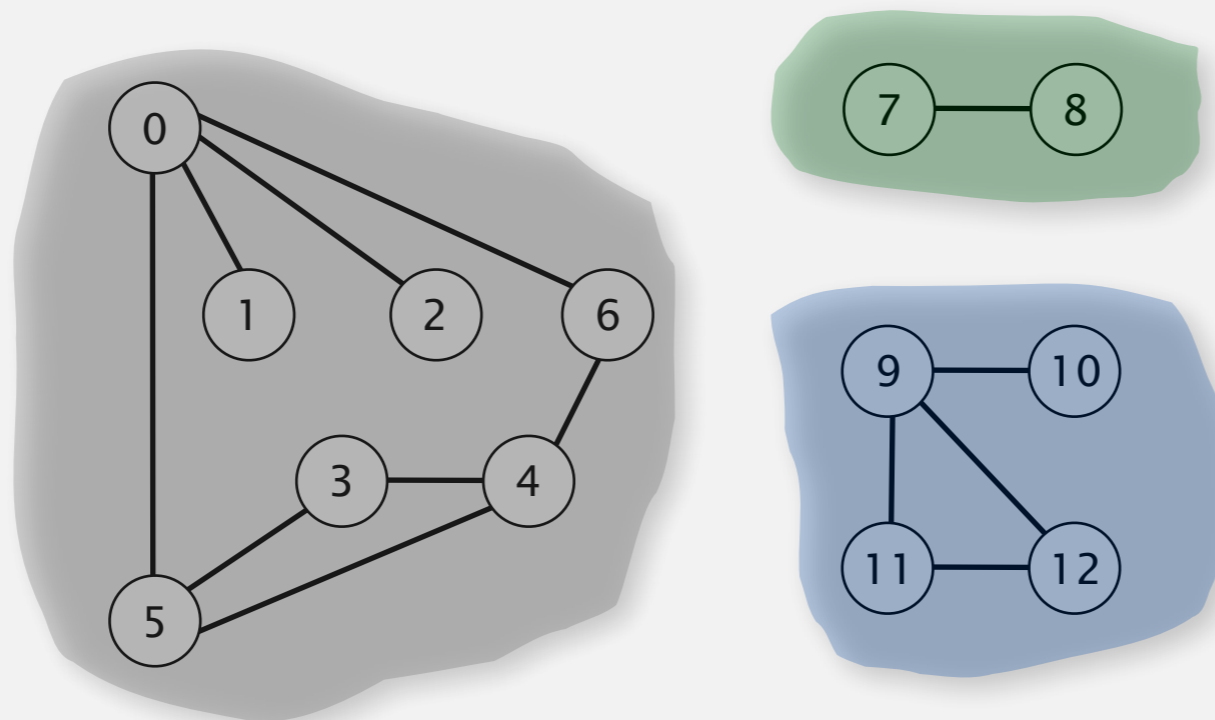
Depth-first search. Yes. [next few slides]

Connected components

The relation "is connected to" is an **equivalence relation**:

- Reflexive: v is connected to v .
- Symmetric: if v is connected to w , then w is connected to v .
- Transitive: if v connected to w and w connected to x , then v connected to x .

Def. A **connected component** is a maximal set of connected vertices.




3 connected components

v	$id[]$
0	0
1	0
2	0
3	0
4	0
5	0
6	0
7	1
8	1
9	2
10	2
11	2
12	2

Remark. Given connected components, can answer queries in constant time.

Connected components

Def. A **connected component** is a maximal set of connected vertices.



63 connected components

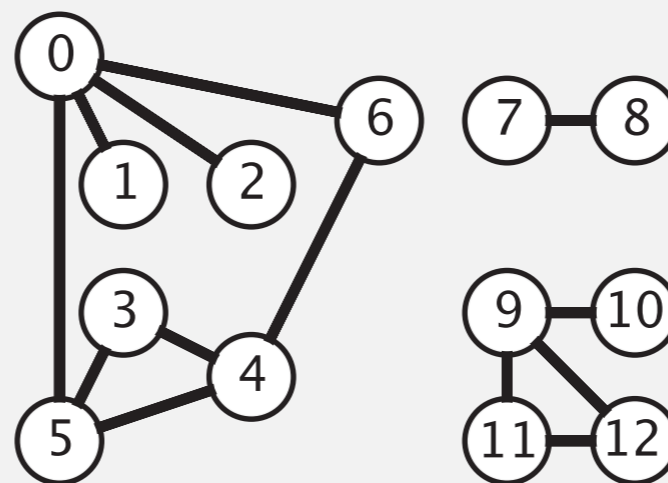
Connected components

Goal. Partition vertices into connected components.

Connected components

Initialize all vertices v as unmarked.

For each unmarked vertex v , run DFS to identify all vertices discovered as part of the same component.



tinyG.txt

$V \rightarrow$ 13
13 $\leftarrow E$

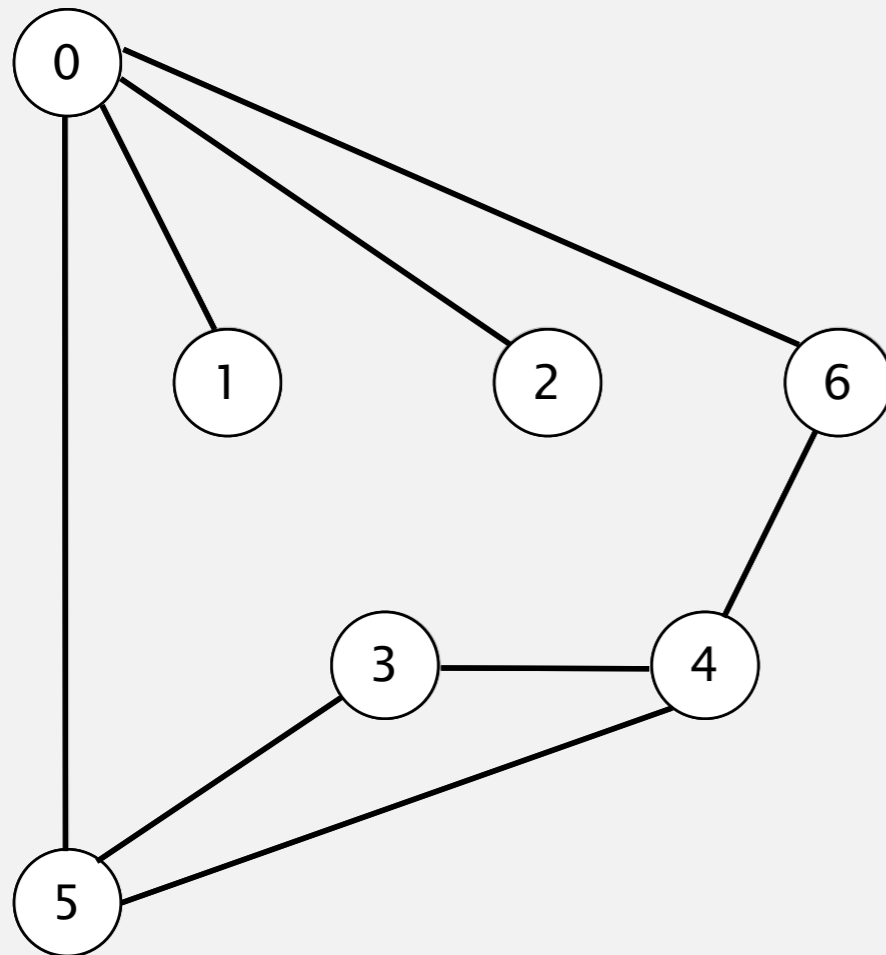
0 5
4 3
0 1
9 12
6 4
5 4
0 2
11 12
9 10
0 6
7 8
9 11
5 3

Connected components demo

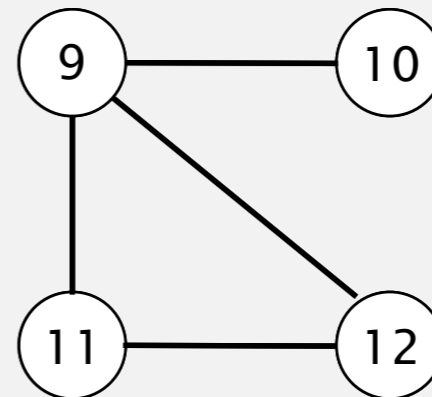

To visit a vertex v :



- Mark vertex v as visited.
- Recursively visit all unmarked vertices adjacent to v .



graph G

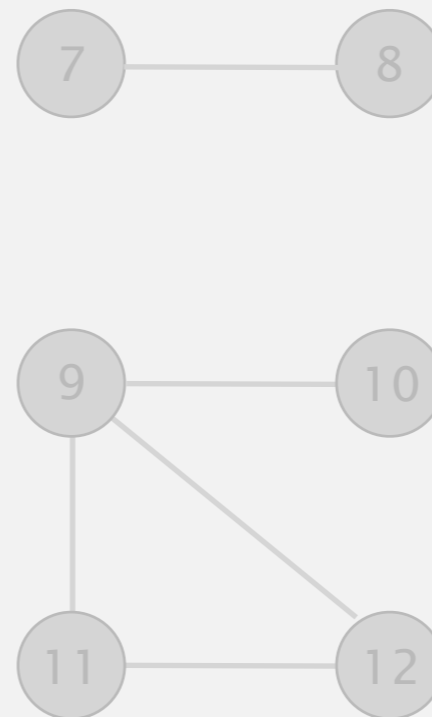
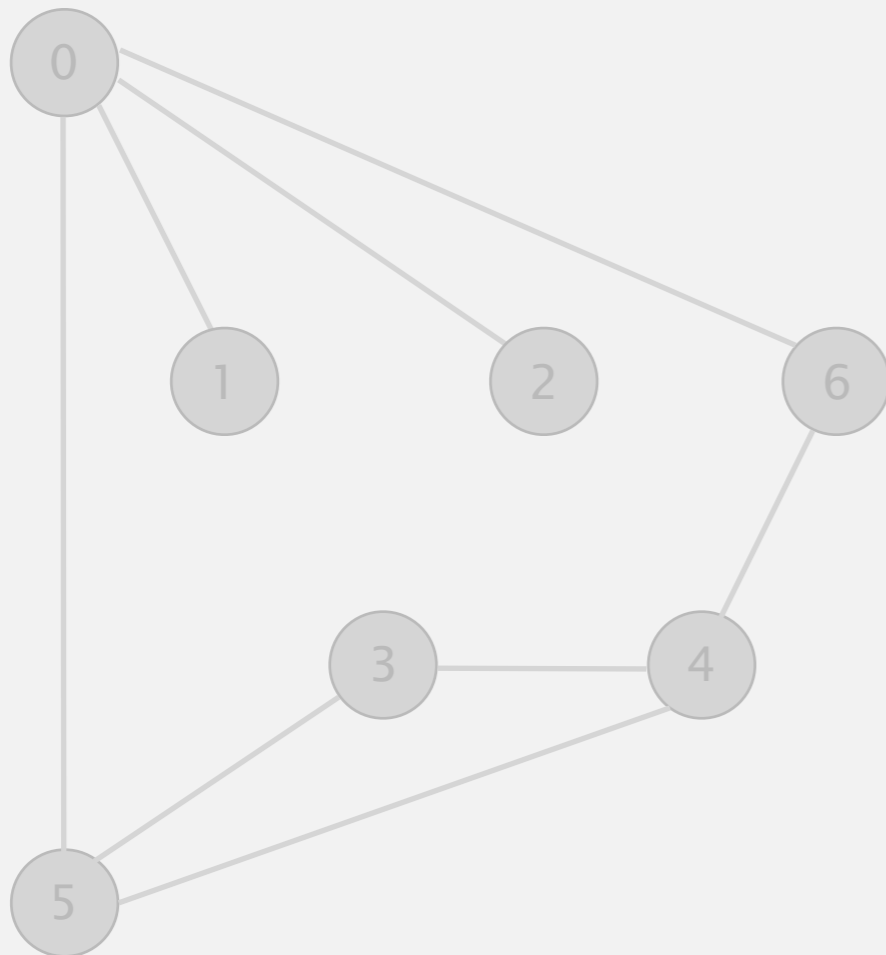


v	marked[]	id[]
0	F	-
1	F	-
2	F	-
3	F	-
4	F	-
5	F	-
6	F	-
7	F	-
8	F	-
9	F	-
10	F	-
11	F	-
12	F	-

Connected components demo

To visit a vertex v :

- Mark vertex v as visited.
- Recursively visit all unmarked vertices adjacent to v .



<u>v</u>	<u>marked[]</u>	<u>id[]</u>
0	T	0
1	T	0
2	T	0
3	T	0
4	T	0
5	T	0
6	T	0
7	T	1
8	T	1
9	T	2
10	T	2
11	T	2
12	T	2

done

Finding connected components with DFS

```
public class CC
{
    private boolean[] marked;
    private int[] id;
    private int count;
```

← id[v] = id of component containing v
← number of components

```
    public CC(Graph G)
    {
        marked = new boolean[G.V()];
        id = new int[G.V()];
        for (int v = 0; v < G.V(); v++)
        {
            if (!marked[v])
            {
                dfs(G, v);
                count++;
            }
        }
    }
```

← run DFS from one vertex in each component

```
    }

    public int count()
    public int id(int v)
    public boolean connected(int v, int w)
    private void dfs(Graph G, int v)
```

← see next slide

Finding connected components with DFS (continued)

```
public int count()
{ return count; }
```

← number of components

```
public int id(int v)
{ return id[v]; }
```

← id of component containing v

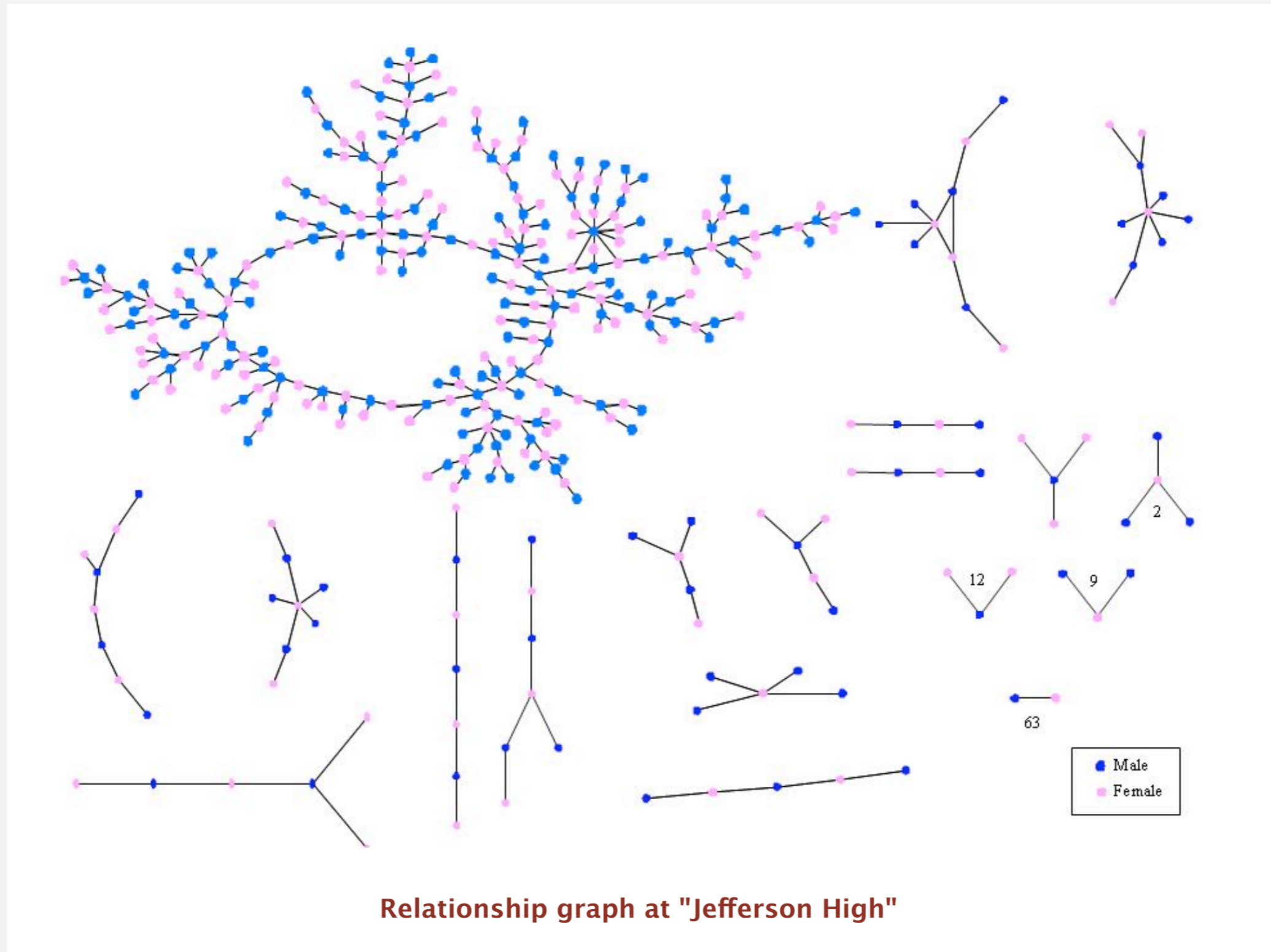
```
public boolean connected(int v, int w)
{ return id[v] == id[w]; }
```

← v and w connected iff same id

```
private void dfs(Graph G, int v)
{
    marked[v] = true;
    id[v] = count;
    for (int w : G.adj(v))
        if (!marked[w])
            dfs(G, w);
}
```

← all vertices discovered in
same call of dfs have same id

Connected components application: study spread of STDs



Peter Bearman, James Moody, and Katherine Stovel. Chains of affection: The structure of adolescent romantic and sexual networks. *American Journal of Sociology*, 110(1): 44-99, 2004.

Connected components application: particle detection

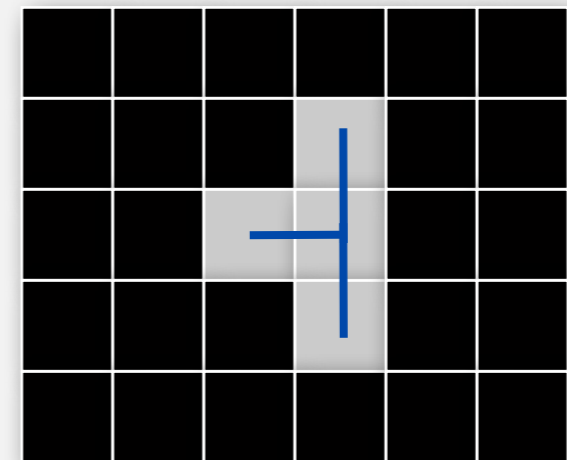
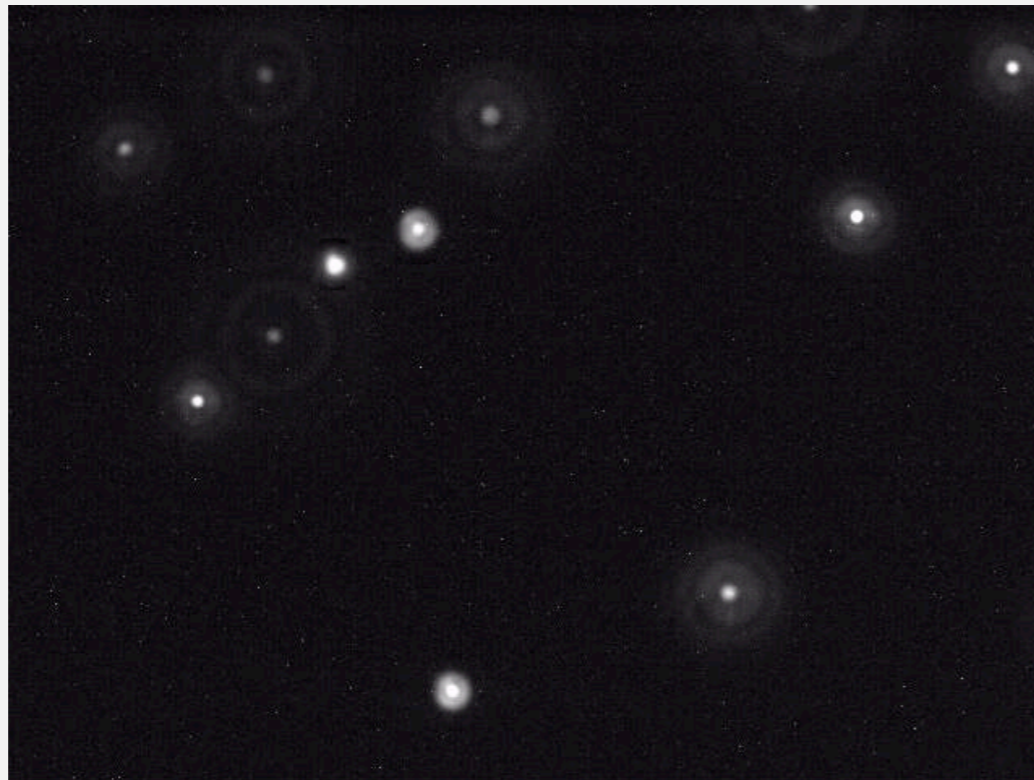
Particle detection. Given grayscale image of particles, identify "blobs."

- Vertex: pixel.
- Edge: between two adjacent pixels with grayscale value ≥ 70 .
- Blob: connected component of 20-30 pixels.



black = 0

white = 255



Particle tracking. Track moving particles over time.



Algorithms

ROBERT SEDGEWICK | KEVIN WAYNE

<http://algs4.cs.princeton.edu>

4.1 UNDIRECTED GRAPHS

- ▶ *introduction*
- ▶ *graph API*
- ▶ *depth-first search*
- ▶ *breadth-first search*
- ▶ *connected components*
- ▶ ***challenges***

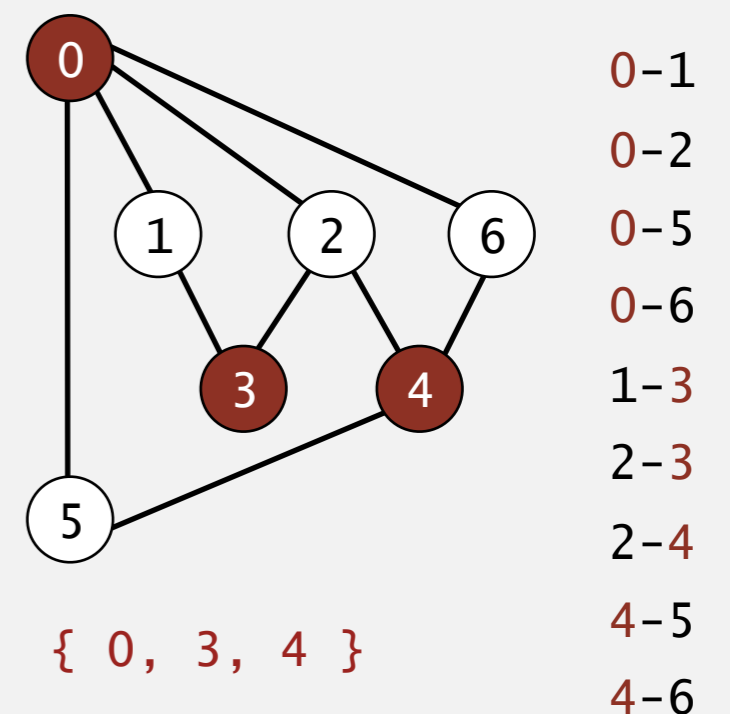
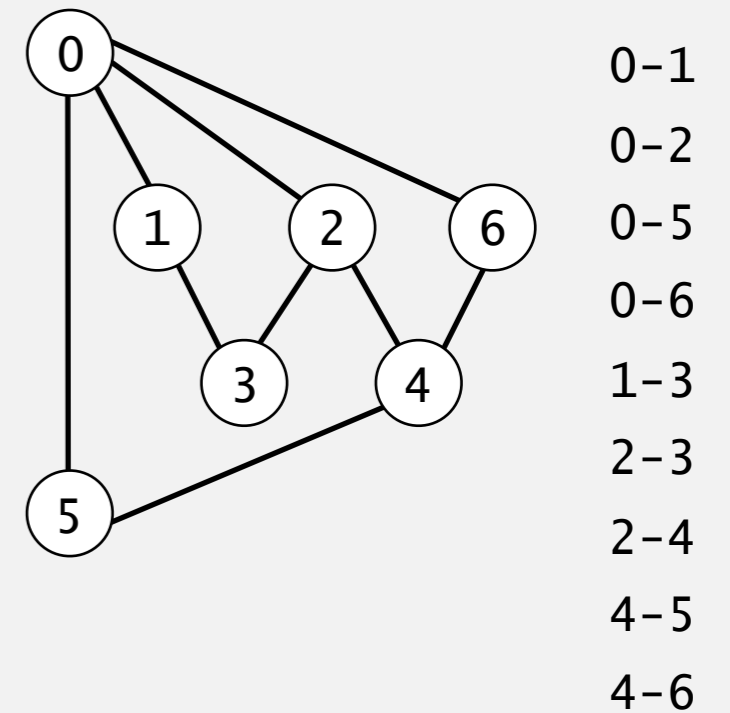
Graph-processing challenge 1

Problem. Is a graph bipartite?

How difficult?

- Any programmer could do it.
- ✓ • Typical diligent algorithms student could do it.
- Hire an expert.
- Intractable.
- No one knows.
- Impossible.

simple DFS-based solution
(see textbook)



Bipartiteness application: is dating graph bipartite?

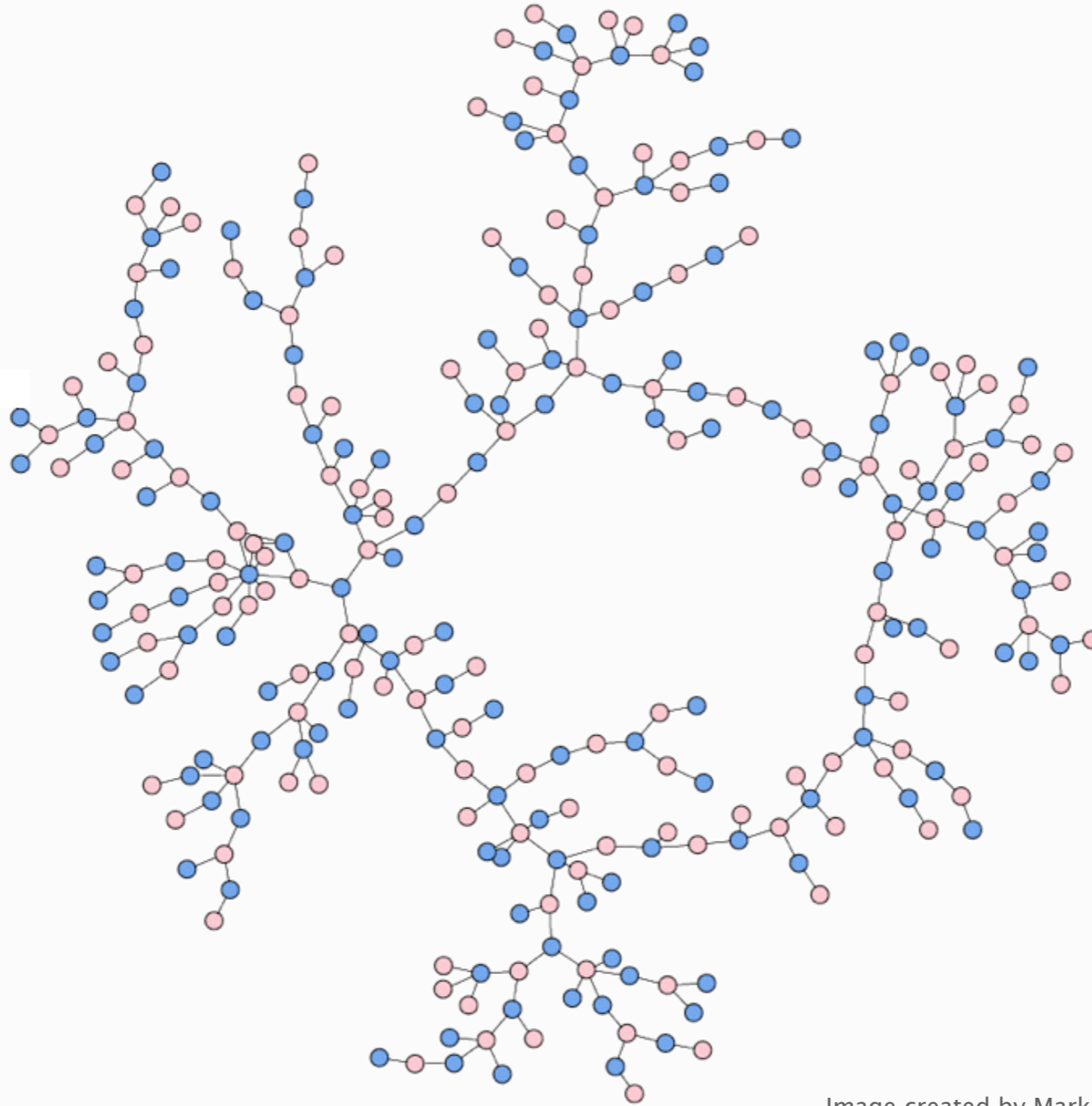


Image created by Mark Newman.

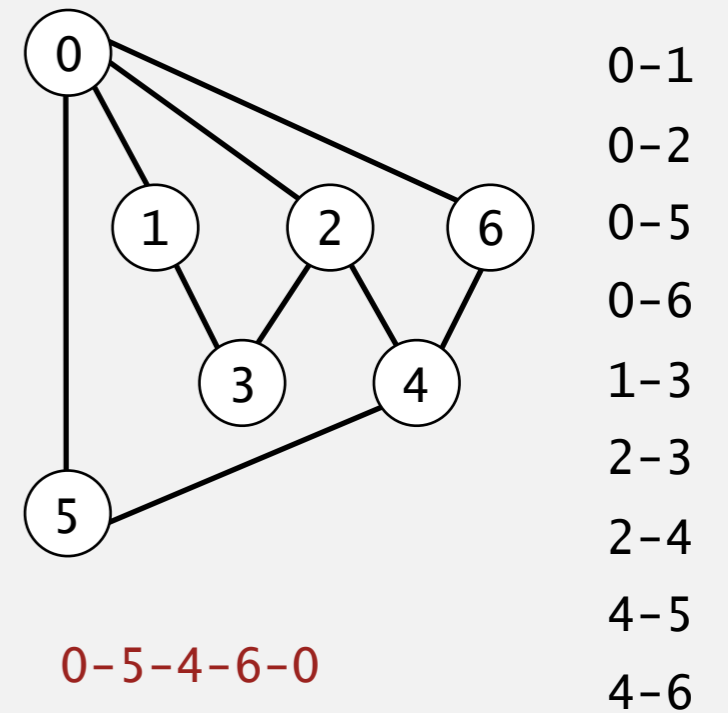
Graph-processing challenge 2

Problem. Find a cycle.

How difficult?

- Any programmer could do it.
- ✓ • Typical diligent algorithms student could do it.
- Hire an expert.
- Intractable.
- No one knows.
- Impossible.

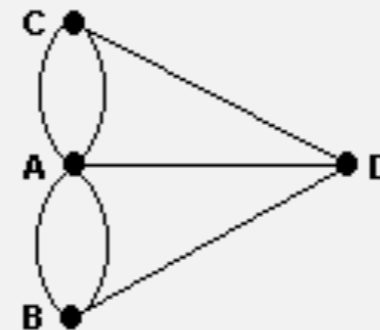
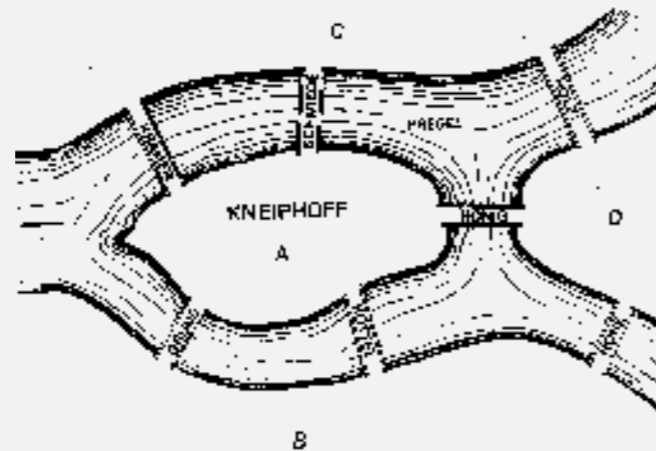
simple DFS-based solution
(see textbook)



Bridges of Königsberg

The Seven Bridges of Königsberg. [Leonhard Euler 1736]

“ ... in Königsberg in Prussia, there is an island A, called the Kneiphof; the river which surrounds it is divided into two branches ... and these branches are crossed by seven bridges. Concerning these bridges, it was asked whether anyone could arrange a route in such a way that he could cross each bridge once and only once. ”



Euler cycle. Is there a (general) cycle that uses each edge exactly once?

Answer. A connected graph is Eulerian iff all vertices have **even** degree.

Graph-processing challenge 3

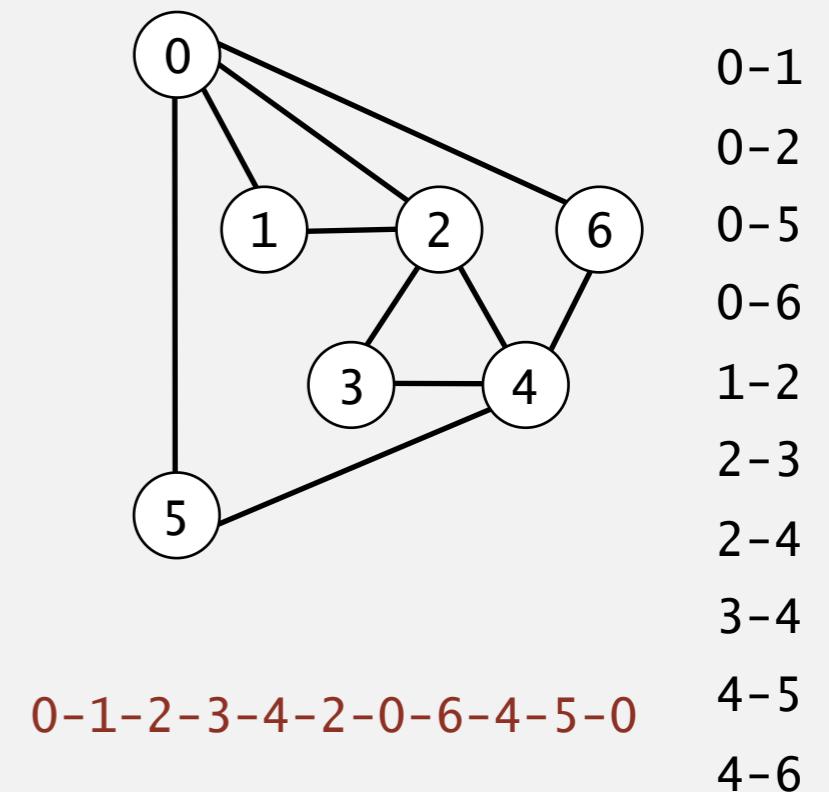
Problem. Find a (general) cycle that uses every edge exactly once.

How difficult?

- Any programmer could do it.
- ✓ • Typical diligent algorithms student could do it.
- Hire an expert.
- Intractable.
- No one knows.
- Impossible.

Euler cycle

(classic graph-processing problem)



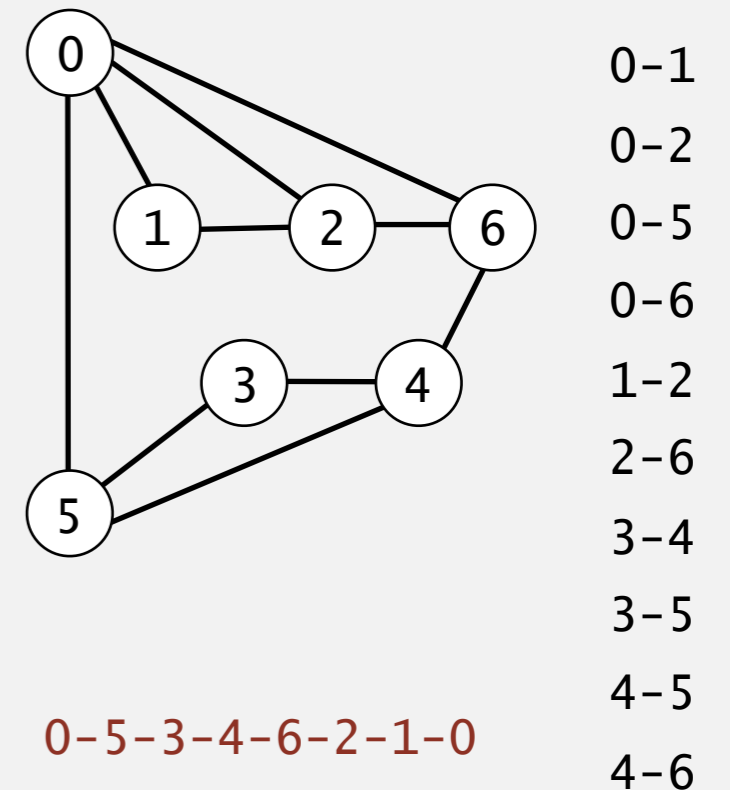
Graph-processing challenge 4

Problem. Find a cycle that visits every vertex exactly once.

How difficult?

- Any programmer could do it.
- Typical diligent algorithms student could do it.
- Hire an expert.
- ✓ • Intractable. ←
- No one knows.
- Impossible.

Hamilton cycle
(classical NP-complete problem)



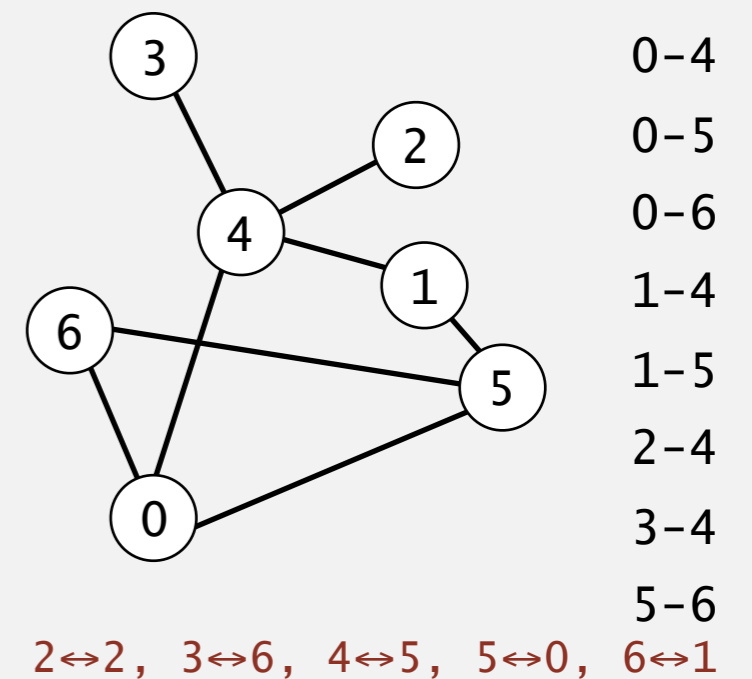
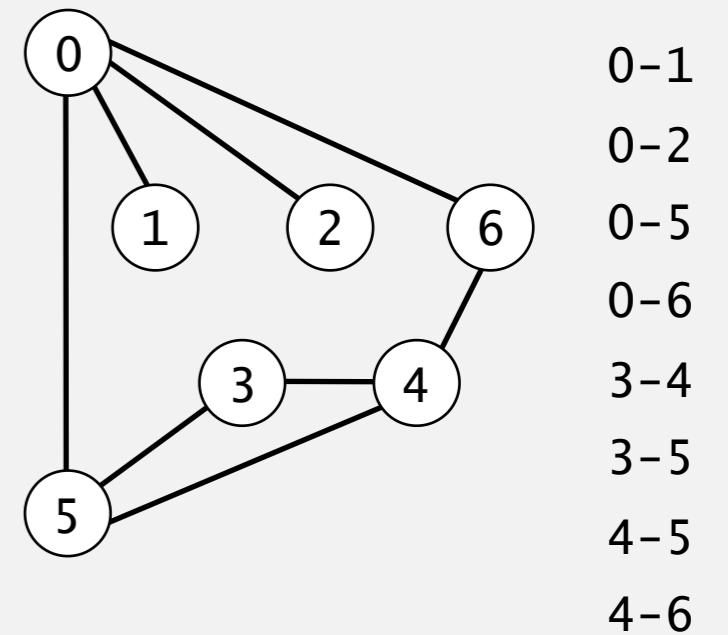
Graph-processing challenge 5

Problem. Are two graphs identical except for vertex names?

How difficult?

- Any programmer could do it.
- Typical diligent algorithms student could do it.
- Hire an expert.
- Intractable.
- ✓ • No one knows.
- Impossible.

graph isomorphism is
longstanding open problem



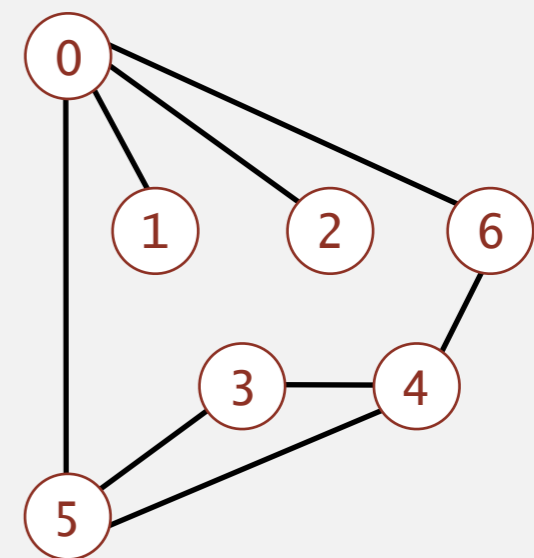
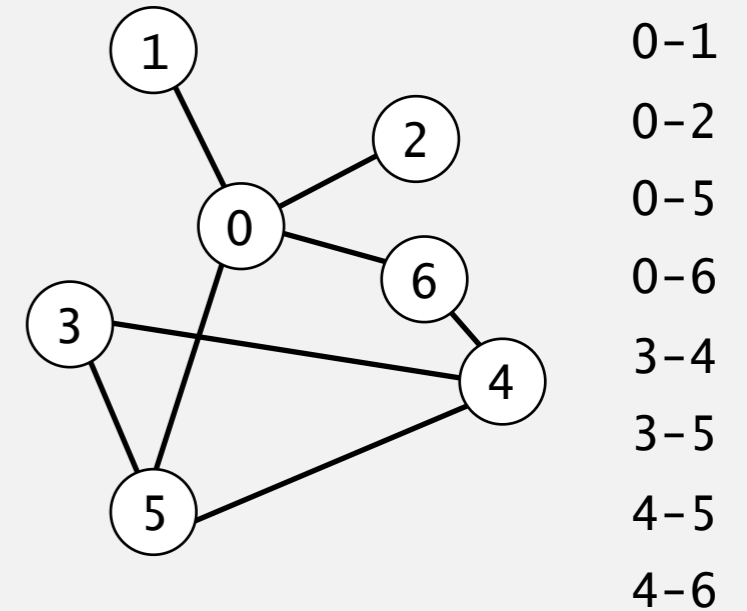
Graph-processing challenge 6

Problem. Lay out a graph in the plane without crossing edges?

How difficult?

- Any programmer could do it.
- Typical diligent algorithms student could do it.
- ✓ • Hire an expert.
- Intractable.
- No one knows.
- Impossible.

linear-time DFS-based planarity algorithm
discovered by Tarjan in 1970s
(too complicated for most practitioners)



Graph traversal summary

BFS and DFS enables efficient solution of many (but not all) graph problems.

problem	BFS	DFS	time
path between s and t	✓	✓	$E + V$
shortest path between s and t	✓		$E + V$
connected components	✓	✓	$E + V$
biconnected components		✓	$E + V$
cycle	✓	✓	$E + V$
Euler cycle		✓	$E + V$
Hamilton cycle			$2^{1.657 V}$
bipartiteness	✓	✓	$E + V$
planarity		✓	$E + V$
graph isomorphism			$2^{c\sqrt{V \log V}}$